

GENNOVA BIOPHARMACEUTICALS LIMITED

FINANCIAL STATEMENTS FOR THE YEAR ENDED MARCH 31, 2020

GENNOVA BIOPHARMACEUTICALS LIMITED

Financial statements together with the Independent Auditors' Report
for the year ended March 31, 2020

Contents	Page
Independent Auditors' Report	1-10
Balance Sheet	11
Statement of Profit and Loss	12
Statement of Changes in Equity	13
Cash Flow Statement	14-15
Notes to the financial statements	16-61

B S R & Co. LLP

Chartered Accountants

5th Floor, Lodha Excelus,
Apollo Mills Compound
N. M. Joshi Marg, Mahalaxmi
Mumbai - 400 011
India

Telephone +91 (22) 4345 5300
Fax +91 (22) 4345 5399

INDEPENDENT AUDITORS' REPORT

To the Members of Gennova Biopharmaceuticals Limited

Report on the Audit of the Financial Statements

Opinion

We have audited the financial statements of Gennova Biopharmaceuticals Limited ("the Company"), which comprise the balance sheet as at 31 March 2020, and the statement of profit and loss (including other comprehensive income), statement of changes in equity and statement of cash flows for the year then ended, and notes to the financial statements, including a summary of the significant accounting policies and other explanatory information.

In our opinion and to the best of our information and according to the explanations given to us, the aforesaid financial statements give the information required by the Companies Act, 2013 ("Act") in the manner so required and give a true and fair view in conformity with the accounting principles generally accepted in India, of the state of affairs of the Company as at 31 March 2020, and profit and other comprehensive income, changes in equity and its cash flows for the year ended on that date.

Basis for Opinion

We conducted our audit in accordance with the Standards on Auditing (SAs) specified under section 143(10) of the Act. Our responsibilities under those SAs are further described in the *Auditor's Responsibilities for the Audit of the Financial Statements* section of our report. We are independent of the Company in accordance with the Code of Ethics issued by the Institute of Chartered Accountants of India together with the ethical requirements that are relevant to our audit of the financial statements under the provisions of the Act and the Rules thereunder, and we have fulfilled our other ethical responsibilities in accordance with these requirements and the Code of Ethics. We believe that the audit evidence we have obtained is sufficient and appropriate to provide a basis for our opinion on the financial statements.

Other Information

The Company's management and Board of Directors are responsible for the other information. The other information comprises the information included in the Company's Director report but does not include the financial statements and our auditors' report thereon.

Our opinion on the financial statements does not cover the other information and we do not express any form of assurance conclusion thereon.

In connection with our audit of the financial statements, our responsibility is to read the other information and, in doing so, consider whether the other information is materially inconsistent with the financial statements or our knowledge obtained in the audit or otherwise appears to be materially misstated. If, based on the work we have performed, we conclude that there is a material misstatement of this other information, we are required to report that fact. We have nothing to report in this regard.



Gennova Biopharmaceuticals Limited

Independent Auditors' Report – 31 March 2020 (Continued)

Management's and Board of Directors' Responsibility for the Financial Statements

The Company's Management and Board of Directors are responsible for the matters stated in section 134(5) of the Act with respect to the preparation of these financial statements that give a true and fair view of the state of affairs, profit and other comprehensive income, changes in equity and cash flows of the Company in accordance with the accounting principles generally accepted in India, including the Indian Accounting Standards (Ind AS) specified under section 133 of the Act. This responsibility also includes maintenance of adequate accounting records in accordance with the provisions of the Act for safeguarding of the assets of the Company and for preventing and detecting frauds and other irregularities; selection and application of appropriate accounting policies; making judgments and estimates that are reasonable and prudent; and design, implementation and maintenance of adequate internal financial controls that were operating effectively for ensuring accuracy and completeness of the accounting records, relevant to the preparation and presentation of the financial statements that give a true and fair view and are free from material misstatement, whether due to fraud or error.

In preparing the financial statements, the Management and Board of Directors are responsible for assessing the Company's ability to continue as a going concern, disclosing, as applicable, matters related to going concern and using the going concern basis of accounting unless the Board of Directors either intends to liquidate the Company or to cease operations, or has no realistic alternative but to do so.

The Board of Directors is also responsible for overseeing the Company's financial reporting process.

Auditor's Responsibilities for the Audit of the Financial Statements

Our objectives are to obtain reasonable assurance about whether the financial statements as a whole are free from material misstatement, whether due to fraud or error, and to issue an auditor's report that includes our opinion. Reasonable assurance is a high level of assurance but is not a guarantee that an audit conducted in accordance with SAs will always detect a material misstatement when it exists. Misstatements can arise from fraud or error and are considered material if, individually or in the aggregate, they could reasonably be expected to influence the economic decisions of users taken on the basis of these financial statements.

As part of an audit in accordance with SAs, we exercise professional judgment and maintain professional skepticism throughout the audit. We also:

- Identify and assess the risks of material misstatement of the financial statements, whether due to fraud or error, design and perform audit procedures responsive to those risks, and obtain audit evidence that is sufficient and appropriate to provide a basis for our opinion. The risk of not detecting a material misstatement resulting from fraud is higher than for one resulting from error, as fraud may involve collusion, forgery, intentional omissions, misrepresentations, or the override of internal control.
- Obtain an understanding of internal control relevant to the audit in order to design audit procedures that are appropriate in the circumstances. Under section 143(3)(i) of the Act, we are also responsible for expressing our opinion on whether the company has adequate internal financial controls with reference to financial statements in place and the operating effectiveness of such controls.
- Evaluate the appropriateness of accounting policies used and the reasonableness of accounting estimates and related disclosures in the financial statements made by the Management and Board of Directors.



Gennova Biopharmaceuticals Limited

Independent Auditors' Report – 31 March 2020 (Continued)

Auditor's Responsibilities for the Audit of the Financial Statements (continued)

- Conclude on the appropriateness of the Management and Board of Directors use of the going concern basis of accounting and, based on the audit evidence obtained, whether a material uncertainty exists related to events or conditions that may cast significant doubt on the Company's ability to continue as a going concern. If we conclude that a material uncertainty exists, we are required to draw attention in our auditor's report to the related disclosures in the financial statements or, if such disclosures are inadequate, to modify our opinion. Our conclusions are based on the audit evidence obtained up to the date of our auditor's report. However, future events or conditions may cause the Company to cease to continue as a going concern.
- Evaluate the overall presentation, structure and content of the financial statements, including the disclosures, and whether the financial statements represent the underlying transactions and events in a manner that achieves fair presentation.

We communicate with those charged with governance regarding, among other matters, the planned scope and timing of the audit and significant audit findings, including any significant deficiencies in internal control that we identify during our audit.

We also provide those charged with governance with a statement that we have complied with relevant ethical requirements regarding independence, and to communicate with them all relationships and other matters that may reasonably be thought to bear on our independence, and where applicable, related safeguards.

Report on Other Legal and Regulatory Requirements

1. As required by the Companies (Auditors' Report) Order, 2016 ("the Order") issued by the Central Government in terms of section 143 (11) of the Act, we give in the "Annexure A" a statement on the matters specified in paragraphs 3 and 4 of the Order, to the extent applicable.
2. (A) As required by Section 143(3) of the Act, we report that:
 - a) We have sought and obtained all the information and explanations which to the best of our knowledge and belief were necessary for the purposes of our audit.
 - b) In our opinion, proper books of account as required by law have been kept by the Company so far as it appears from our examination of those books.
 - c) The balance sheet, the statement of profit and loss (including other comprehensive income), the statement of changes in equity and the statement of cash flows dealt with by this Report are in agreement with the books of account.
 - d) In our opinion, the aforesaid financial statements comply with the Ind AS specified under section 133 of the Act.



Gennova Biopharmaceuticals Limited

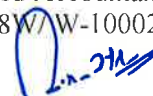
Independent Auditors' Report – 31 March 2020 (Continued)

Report on Other Legal and Regulatory Requirements (Continued)

- e) On the basis of the written representations received from the directors as on 31 March 2020 taken on record by the Board of Directors, none of the directors is disqualified as on 31 March 2020 from being appointed as a director in terms of Section 164(2) of the Act.
- f) With respect to the adequacy of the internal financial controls with reference to financial statements of the Company and the operating effectiveness of such controls, refer to our separate Report in "Annexure B".
- (B) With respect to the other matters to be included in the Auditors' Report in accordance with Rule 11 of the Companies (Audit and Auditors) Rules, 2014, in our opinion and to the best of our information and according to the explanations given to us:
- i. The Company has disclosed the impact of pending litigations as at 31 March 2020 on its financial position in its financial statements - Refer Note 37 to the financial statements;
 - ii. The Company did not have any long-term contracts including derivative contracts for which there were any material foreseeable losses.
 - iii. There were no amounts which were required to be transferred to the Investor Education and Protection Fund by the Company.
 - iv. The disclosures in the financial statements regarding holdings as well as dealings in specified bank notes during the period from 8 November 2016 to 30 December 2016 have not been made in these financial statements since they do not pertain to the financial year ended 31 March 2020.
- (C) With respect to the matter to be included in the Auditors' Report under section 197(16):

In our opinion and according to the information and explanations given to us, the remuneration paid by the company to its directors during the current year is in accordance with the provisions of Section 197 of the Act. The remuneration paid to any director is not in excess of the limit laid down under Section 197 of the Act. The Ministry of Corporate Affairs has not prescribed other details under Section 197(16) which are required to be commented upon by us.

For **B S R & Co. LLP**
Chartered Accountants
Firm's Registration No: 101248W/W-100022



Nirav Patel
Partner

Place: Mumbai
Date: 21 July 2020

Membership No. 113327
UDIN: 20113327AAAABV4824

Gennova Biopharmaceuticals Limited

Annexure A to the Independent Auditors' Report on financial statement – 31 March 2020

With reference to the Annexure referred to in paragraph 1 in Report on Other Legal and Regulatory Requirements of the Independent Auditors' Report to the members of the Company on the financial statements for the year ended 31 March 2020, we report that:

- (i) (a) The Company has maintained proper records showing full particulars, including quantitative details and situation of fixed assets.
- (b) The Company has a regular program of physical verification of its fixed assets by which its fixed assets are verified in a phased manner over a period of three years. In our opinion, this periodicity of physical verification is reasonable having regard to the size of the Company and the nature of its fixed assets.
- (c) According to the information and explanations given to us and the records examined by us including the registered title deeds, we report that, the Company does not hold any freehold land. In respect of immovable properties of land and buildings that have been taken on lease and disclosed as property, plant and equipment in the Ind AS financial statements, the lease agreements are in the name of the Company, where the Company is the lessee in the agreement.
- (ii) The inventory, except goods in transit, has been physically verified by management during the year. The discrepancies noticed on such verification between the physical stock and the book records were not material and have been properly dealt with in the books of account. In our opinion, the frequency of such verification is reasonable and adequate in relation to the size of the Company and the nature of its business. In respect of stocks lying with third parties at the year end, written confirmations from major parties have been obtained.
- (iii) The Company has not granted any loans, secured or unsecured, to Companies, Firms, Limited Liability Partnerships or other parties covered in the register maintained under section 189 of the Companies Act, 2013. Accordingly, paragraph 3(iii) (a), (b) and (c) of the Order is not applicable to the Company.
- (iv) According to the information and explanations provided to us, the Company has neither granted any loan and nor made any investments, or guarantees or security during the year, to which section 185 of the Companies Act, 2013 is applicable. According to the information and explanations given to us and on the basis of our examination of the records of the Company, the Company has complied with the provision of Section 186 of the Companies Act, 2013 in respect of the loans and investment made and guarantees and security provided.
- (v) The Company has not accepted any deposits from the public in terms of directives issued by the Reserve Bank of India and the provisions of Sections 73 to 76 of the Act and the rules made there under. Accordingly, paragraph 3(v) of the Order is not applicable to the Company.



Gennova Biopharmaceuticals Limited

Annexure A to the Independent Auditors' Report on financial statements – 31 March 2020
(continued)

- (vi) We have broadly reviewed the books of account maintained by the Company pursuant to the rules prescribed by the Central Government for the maintenance of cost records under section 148(1) of the Act, and are of the opinion that prima facie, the prescribed accounts and records have been made and maintained. However, we have not made a detailed examination of the records with a view to determine whether they are accurate or complete.
- (vii) (a) According to the information and explanations given to us and on the basis of our examination of the records of the Company, amounts deducted / accrued in the books of account in respect of undisputed statutory dues including Provident Fund, Employees' State Insurance, Income Tax, Duty of Customs, Goods and Service Tax, and other material statutory dues have generally been regularly deposited during the year by Company with the appropriate authorities, except in connection with certain employee related dues as more fully described in note 37 to the financial statements. As explained to us, the Company does not have dues on account of Sales Tax, Service Tax, Value Added Tax and Duty of Excise. According to the information and explanations given to us, no undisputed amounts payable in respect of Provident Fund, Employees' State Insurance, Income Tax, Duty of Customs, Goods and Service Tax and other material statutory dues were in arrears as at 31 March 2020, for a period of more than six months from the date they became payable, except in connection with certain employee related dues as more fully described in note 37 to the financial statements.
- (b) According to the information and explanations given to us, there are no dues of Income Tax, Sales Tax, Service Tax, Duty of Customs, Duty of Excise, Goods and Service Tax and Value Added Tax which have not been deposited with the appropriate authorities by the Company on account of disputes other than those stated in Appendix 1 to this Report.
- (viii) In our opinion and according to the information and explanations given to us, the Company has not defaulted in repayment of dues to its bankers or Government. The Company did not have any dues to any financial institution or any outstanding debentures during the year.
- (ix) According to the information and explanations given to us, the Company has not raised money by way of initial public offer or further public offer (including debt instruments) and term loans during the year. Accordingly, paragraph 3(ix) of the Order is not applicable to the Company.
- (x) According to the information and explanations given to us, no fraud by the Company or on the Company by its officers or employees has been noticed or reported during the year.
- (xi) According to the information and explanation given to us, the managerial remuneration is paid or provided in accordance with the requisite approvals mandate by the provision of section 197 read with schedule V of the Act.
- (xii) According to the information and explanations given to us, the Company is not a Nidhi Company as per the Act. Accordingly, the reporting under paragraph 3(xii) of the Order is not applicable.



Gennova Biopharmaceuticals Limited

Annexure A to the Independent Auditors' Report on financial statements – 31 March 2020
(continued)

- (xiii) In our opinion and according to the information and explanation given to us, all transactions with related parties are in compliance with section 177 and 188 of the Act and the details, as required by the applicable accounting standard have been disclosed in the financial statements.
- (xiv) According to the information and explanations given to us, the Company has not made any preferential allotment or private placement of shares or fully or partially convertible debentures during the year. Accordingly, the reporting under paragraph 3(xiv) of the Order is not applicable.
- (xv) According to the information and explanations given to us, the Company has not entered into any non-cash transactions with directors or persons connected with them during the year. Accordingly, the reporting under paragraph 3(xv) of the Order is not applicable.
- (xvi) The Company is not required to register under section 45-IA of the Reserve Bank of India Act, 1934. Accordingly, the reporting under paragraph 3(xvi) of the Order is not applicable.

For B S R & Co. LLP
Chartered Accountants
Firm Registration No: 101248W/W-100022



Nirav Patel
Partner

Place: Mumbai
Date: 21 July 2020

Membership No.: 113327
UDIN: 20113327AAAABV4824

Genova Biopharmaceuticals Limited

Annexure A to the Independent Auditors' Report on financial statements – 31 March 2020
(continued)

Appendix -1

Details of amount unpaid on account of disputes:

Name of the Statute	Nature of the dues	Amount disputed (Rs. In million)	Paid under protest (Rs. In million)	Period to which the amount relates *	Forum where dispute is pending
Karnataka Value Added Tax Act, 2003	Value added tax	2.04	0.61	FY 2014-15	Assistant Commissioner of Commercial tax, Bangalore.
Kerala Value Added Tax Act, 2003	Value added tax	0.49	-	FY 2016-17	Assistant Commissioner of Commercial tax, Ernakulam
West Bengal Value Added Tax Act, 2003	Value added tax	1.49	0.18	FY 2016-17	Senior Joint Commissioner, Kolkata
The Income Tax Act, 1961	Income Tax	0.21	0.21 #	AY 2017-18	Commissioner of Income tax appeals, Pune

* AY stands for Assessment Year & FY stands for Financial Year.

Paid by way of adjustment against income tax refund / minimum alternate tax credit entitlement / carry forward losses / in Cash



B S R & Co. LLP

Gennova Biopharmaceuticals Limited

Annexure B to the Independent Auditors' report on the financial statements of Gennova Biopharmaceuticals Limited for the year ended 31 March 2020.

Report on the internal financial controls with reference to the aforesaid financial statements under Clause (i) of Sub-section 3 of Section 143 of the Companies Act, 2013

(Referred to in paragraph '2(A)(f)' under 'Report on Other Legal and Regulatory Requirements' section of our report of even date)

Opinion

We have audited the internal financial controls with reference to financial statements of Gennova Biopharmaceuticals Limited ("the Company") as of 31 March 2020 in conjunction with our audit of the financial statements of the Company for the year ended on that date.

In our opinion, the Company has, in all material respects, adequate internal financial controls with reference to financial statements and such internal financial controls were operating effectively as at 31 March 2020, based on the internal financial controls with reference to financial statements criteria established by the Company considering the essential components of internal control stated in the Guidance Note on Audit of Internal Financial Controls Over Financial Reporting issued by the Institute of Chartered Accountants of India (the "Guidance Note").

Management's Responsibility for Internal Financial Controls

The Company's management and the Board of Directors are responsible for establishing and maintaining internal financial controls based on the internal financial controls with reference to financial statements criteria established by the Company considering the essential components of internal control stated in the Guidance Note. These responsibilities include the design, implementation and maintenance of adequate internal financial controls that were operating effectively for ensuring the orderly and efficient conduct of its business, including adherence to company's policies, the safeguarding of its assets, the prevention and detection of frauds and errors, the accuracy and completeness of the accounting records, and the timely preparation of reliable financial information, as required under the Companies Act, 2013 (hereinafter referred to as "the Act").

Auditors' Responsibility

Our responsibility is to express an opinion on the Company's internal financial controls with reference to financial statements based on our audit. We conducted our audit in accordance with the Guidance Note and the Standards on Auditing, prescribed under section 143(10) of the Act, to the extent applicable to an audit of internal financial controls with reference to financial statements. Those Standards and the Guidance Note require that we comply with ethical requirements and plan and perform the audit to obtain reasonable assurance about whether adequate internal financial controls with reference to financial statements were established and maintained and whether such controls operated effectively in all material respects.



B S R & Co. LLP

Gennova Biopharmaceuticals Limited

Annexure B to the Independent Auditors' report on the financial statements of Gennova Biopharmaceuticals Limited for the year ended 31 March 2020 (continued)

Auditors' Responsibility (continued)

Our audit involves performing procedures to obtain audit evidence about the adequacy of the internal financial controls with reference to financial statements and their operating effectiveness. Our audit of internal financial controls with reference to financial statements included obtaining an understanding of such internal financial controls, assessing the risk that a material weakness exists, and testing and evaluating the design and operating effectiveness of internal control based on the assessed risk. The procedures selected depend on the auditor's judgement, including the assessment of the risks of material misstatement of the financial statements, whether due to fraud or error.

We believe that the audit evidence we have obtained is sufficient and appropriate to provide a basis for our audit opinion on the Company's internal financial controls with reference to financial statements.

Meaning of Internal Financial controls with Reference to Financial Statements

A company's internal financial controls with reference to financial statements is a process designed to provide reasonable assurance regarding the reliability of financial reporting and the preparation of financial statements for external purposes in accordance with generally accepted accounting principles. A company's internal financial controls with reference to financial statements include those policies and procedures that (1) pertain to the maintenance of records that, in reasonable detail, accurately and fairly reflect the transactions and dispositions of the assets of the company; (2) provide reasonable assurance that transactions are recorded as necessary to permit preparation of financial statements in accordance with generally accepted accounting principles, and that receipts and expenditures of the company are being made only in accordance with authorizations of management and directors of the company; and (3) provide reasonable assurance regarding prevention or timely detection of unauthorized acquisition, use, or disposition of the company's assets that could have a material effect on the financial statements.

Inherent Limitations of Internal Financial controls with Reference to Financial Statements

Because of the inherent limitations of internal financial controls with reference to financial statements, including the possibility of collusion or improper management override of controls, material misstatements due to error or fraud may occur and not be detected. Also, projections of any evaluation of the internal financial controls with reference to financial statements to future periods are subject to the risk that the internal financial controls with reference to financial statements may become inadequate because of changes in conditions, or that the degree of compliance with the policies or procedures may deteriorate.

For B S R & Co. LLP

Chartered Accountants

Firm Registration No: 01248(W)/W-100022


Nirav Patel

Partner

Membership No.: 113327

UDIN: 20113327AAAABV4824

Place: Mumbai

Date: 21 July 2020

GENNOVA BIOPHARMACEUTICALS LIMITED
Balance Sheet as at March 31, 2020

Rs. in millions

Particulars	Notes	March 31, 2020	March 31, 2019
ASSETS			
Non current assets			
Property, plant and equipment	3	475.61	752.01
Capital work-in-progress	4	36.88	33.99
Right-of-use assets	50	421.61	-
Intangible assets	5	2.99	2.75
Intangible assets under development	4	26.18	26.14
Financial assets			
i) Investments	6	0.00	0.00
ii) Loans	7	38.31	47.80
iii) Others	8	0.92	2.20
Deferred tax assets (net)	35	251.90	222.20
Current tax assets (net)	36	0.19	-
Other non current assets	9	2.66	2.17
Total non current assets		1,257.25	1,089.26
Current assets			
Inventories	10	375.05	349.73
Financial assets			
i) Trade receivables	11	317.61	163.62
ii) Cash and cash equivalents	12	130.55	169.18
iii) Bank balances other than (ii) above	13	249.69	6.57
iv) Others	14	8.49	0.43
Other current assets	15	43.55	64.58
Total current assets		1,124.94	754.11
Total assets		2,382.19	1,843.37
EQUITY AND LIABILITIES			
Equity			
Equity share capital	16	55.11	55.11
Other equity			
Equity component of compound financial instrument		1,181.24	803.18
Reserves and surplus	17	179.80	217.62
		1,001.44	585.56
Total equity		1,236.35	858.29
LIABILITIES			
Non current liabilities			
Financial liabilities			
i) Borrowings	18	334.29	520.25
ii) Lease Liabilities	50	185.48	-
ii) Others	19	4.27	10.97
Provisions	20	42.71	38.54
Other non current liabilities	21	6.37	6.37
Total non current liabilities		573.12	576.13
Current liabilities			
Financial liabilities			
i) Lease Liabilities	50	56.03	-
ii) Trade payables	22	-	0.74
Total outstanding dues of micro and small enterprises		-	0.74
Total outstanding dues to others		186.41	109.40
iii) Others	23	257.94	233.25
Provisions	24	49.98	40.16
Other current liabilities	25	19.44	18.08
Current tax liabilities (net)	36	2.92	7.32
Total current liabilities		572.72	408.95
Total liabilities		1,145.84	985.08
Total equity and liabilities		2,382.19	1,843.37

The notes referred to above form an integral part of the financial statement.

As per our report of even date attached.

For B S R & Co. LLP

Firm Registration: 101248W/W-100022

Chartered Accountants



Nirav Patel
Partner
Membership No. 113327


Place: Mumbai
Date: 21 July 2020
UDIN: 20113327AAAABV4824

For and on behalf of the Board of Directors

Gennova Biopharmaceuticals Limited

CIN - U24231PN2001PLC016253


Satish Mehta
Chairman
DIN : 00118691


Tajuddin Shaikh
Chief Financial Officer
PAN : AKQPS1951G

Place: Pune
Date: 21 July 2020


Sanjay Singh
Whole Time Director & CEO
DIN : 01693705


Rutuja Gohad
Company Secretary
Membership No. A35340

GENNOVA BIOPHARMACEUTICALS LIMITED
Statement of Profit and Loss for the year ended March 31, 2020

Rs. in millions

Particulars	Notes	March 31, 2020	March 31, 2019
Revenue:			
Revenue from operations	26	2,108.72	1,815.20
Other income	27	27.16	11.94
Total revenue		2,135.88	1,827.14
Expenses:			
Cost of materials consumed	28	162.18	136.47
Purchases of stock-in-trade		255.11	210.18
Changes in inventories of finished goods, work-in-progress and traded goods	29	23.19	14.28
Excise duty		-	-
Employee benefit expenses	30	373.93	326.20
Other expenses	31	618.74	693.87
Depreciation and amortization expense	32	183.30	130.30
Finance cost	33	82.89	72.43
Total expenses		1,699.34	1,583.73
Profit before tax		436.54	243.41
Tax expense	34		
Current tax		85.06	64.76
Deferred tax		(28.10)	(1.01)
Profit for the year		379.58	179.66
Other comprehensive Income / (expenses) (OCI)			
<i>Items that will not be reclassified subsequently to profit or loss</i>			
Remeasurements of post-employment benefit obligations		(5.47)	(0.05)
Income tax relating to these items		1.60	-
Net other comprehensive income not to be reclassified subsequently to profit or loss		(3.87)	(0.05)
Total comprehensive Income for the year		375.71	179.61
Earnings per share:			
Basic	40	68.87	32.60
Diluted	40	27.46	12.33
[Face value per share: Rs. 10 (March 31, 2019 : Rs.10)]			

The notes referred to above form an integral part of the financial statement.

As per our report of even date attached.

For B S R & Co. LLP
Firm Registration: 101248W/W-100022
Chartered Accountants



Nirav Patel
Partner
Membership No. 113327

Place: Mumbai
Date: 21 July 2020
UDIN: 20113327AAAABV4824

For and on behalf of the Board of Directors
Gennova Biopharmaceuticals Limited
CIN - U24231PN2001PLC016253



Rajesh Mahta
Chairman
DIN : 00118691



Tajuddin Shaikh
Chief Financial Officer
PAN : AKQPS19S1G
Place: Pune
Date: 21 July 2020



Sanjay Singh
Whole Time Director & CEO
DIN : 01693705



Rutuja Gohad
Company Secretary
Membership No. A35340

GENNOVA BIOPHARMACEUTICALS LIMITED
Statement of Changes in Equity for the year ended March 31, 2020

Equity share capital	Notes	Rs. In millions
As at April 1, 2018		55.11
Changes in equity share capital	16	-
As at March 31, 2019		55.11
Changes In equity share capital	16	-
As at March 31, 2020		55.11

Other equity	Notes	Equity component of compound financial instrument	Reserves and surplus			Total
			Retained earning	Capital Redemption	Other reserves	
As at April 1, 2018		217.62	400.44	-	5.37	623.43
Profit for the year		-	179.66	-	-	179.66
OCI impact of Defined benefit plan		-	-	-	-	-
Issue of share options of Holding Company to employees of the Company	41	-	-	-	0.14	0.14
Items of other comprehensive income recognised directly in retained earnings		-	(0.05)	-	-	(0.05)
As at March 31, 2019		217.62	580.05	-	5.51	803.18
Profit for the year		-	379.58	-	-	379.58
Employee share based payments	41	-	-	-	2.35	2.35
Items of other comprehensive income recognised directly in retained earnings		-	(3.87)	-	-	(3.87)
Transfer of equity component of optionally convertible redeemable preference shares redeemed during the year to retained earnings		(37.82)	37.82	-	-	-
Creation to Capital Redemption Reserve pursuant to redemption of optionally convertible redeemable preference shares		-	(100.00)	100.00	-	-
As at March 31, 2020		179.80	893.58	100.00	7.86	1,181.24

The notes referred to above form an integral part of the financial statement.

As per our report of even date attached.

For B S R & Co. LLP
Firm Registration: 101248W/W-100022
Chartered Accountants




Nirav Patel
Partner
Membership No. 113327

Place: Mumbai
Date: 21 July 2020
UDIN: 20113327AAAABV4824

For and on behalf of the Board of Directors
Gennova Biopharmaceuticals Limited
CIN : U24231PN2001PLC016253




Satish Mehta
Chairman
DIN : 00118691



Tajuddin Shaikh
Chief Financial Officer
PAN : AKQPS1951G

Place: Pune
Date: 21 July 2020



Sanjay Singh
Whole Time Director & CEO
DIN : 01693705



Rutuja Gohad
Company Secretary
Membership No. A35340

GENNOVA BIOPHARMACEUTICALS LIMITED
Cash Flow Statement for the year ended March 31, 2020

Particulars	Rs. in millions	
	March 31, 2020	March 31, 2019
Cash flow from operating activities:		
Profit before taxation	436.54	243.41
Adjustment for:		
Depreciation and amortisation expenses	183.30	130.30
Employee share-based payment	2.35	0.14
Finance costs	82.89	72.43
Provision for doubtful debts	3.94	4.06
Change in fair value of financial liabilities	(2.03)	4.92
Loss on sale of property, plant and equipment	0.01	0.10
Interest income from banks and others	(12.77)	(0.84)
Unwinding of discount on security deposits	(3.21)	(4.21)
	691.02	450.31
Working capital adjustments:		
- Increase in trade and other receivables	(157.93)	(23.93)
- (Increase)/decrease in inventories	(25.32)	11.48
- Increase in other assets	6.98	2.27
- Increase in other financial assets	12.70	3.72
- Increase/(decrease) in trade payables	76.27	(19.00)
- Increase/(decrease) in other financial liabilities	0.55	(4.13)
- Increase/(decrease) in other liabilities	1.34	(2.56)
- Increase/(decrease) in provisions	8.52	(2.37)
Cash generated from operating activities	614.13	415.79
Income taxes paid (net of refund)	(89.66)	(67.95)
Net cash inflow from operating activities (A)	524.47	347.84
Cash flow from investing activities:		
Purchase of property, plant and equipment	(55.52)	(102.04)
Proceeds from sale of property, plant and equipment	0.15	0.01
Interest received	4.70	0.81
Term deposits with banks (net)	(250.61)	(0.65)
Net cash used in investing activities (B)	(301.28)	(101.87)
Cash flow from financing activities:		
Proceeds from secured borrowings	-	31.22
Repayment of secured borrowings	(55.78)	(68.95)
Repayment of unsecured borrowings	(18.41)	(18.41)
Redemption of optionally convertible redeemable preference shares	(100.00)	-
Repayment of lease liabilities.	(73.34)	-
Interest paid	(23.06)	(34.50)
Net cash used in from financing activities (C)	(270.59)	(90.64)
Net (decrease) / increase in cash & cash equivalents (A+B+C)	(47.40)	155.33
Cash and cash equivalent at beginning of the year (Refer below)	177.95	22.62
Cash and cash equivalent at end of the year (Refer below)	130.55	177.95

Components of cash and cash equivalent	Rs. in millions	
	March 31, 2020	March 31, 2019
Cash on hand	0.04	0.04
Balances with banks	70.47	8.77
Balances with bank in current accounts	60.04	169.14
Total cash and cash equivalent*	130.55	177.95

*Cash and cash equivalent includes bank overdrafts that are repayable on demand and form an integral part of the Company's cash management.



GENNOVA BIOPHARMACEUTICALS LIMITED
Cash Flow Statement for the year ended March 31, 2020 (continued)


Rs. in millions

Changes in liabilities arising from financing activities	March 31, 2020	March 31, 2019
Long term borrowings (refer note 18 and 25):		
Opening balance	669.98	684.72
Amount borrowed during the year	-	31.22
Amount repaid during the year	(174.20)	(87.37)
Amortised cost and other adjustment	36.63	41.41
Closing balance	532.41	669.98
Finance cost (refer note 25):		
Opening balance	16.40	21.07
Finance cost during the year	82.89	72.43
Amount paid during the year (including interest on lease liability)	(49.81)	(34.50)
Amortised cost and other adjustment	(38.66)	(42.59)
Closing balance	10.82	16.40

The notes referred to above form an integral part of the financial statement.

As per our report of even date attached.

For B S R & Co. LLP
Firm Registration: 101248W/W-100022
Chartered Accountants



Nirav Patel
Partner
Membership No. 113327

Place: Mumbai
Date: 21 July 2020

UDIN: 20113327AAAAVB4824


For and on behalf of the Board of Directors
Gennova Biopharmaceuticals Limited
CIN-U24231PN2001PLC016253



Satish Mehta
Chairman
DIN : 00118691



Sanjay Singh
Whole Time Director & CEO
DIN : 01693705



Tajuddin Shaikh
Chief Financial Officer
PAN : AKQPS1951G
Place: Pune
Date: 21 July 2020



Rutuja Gohad
Company Secretary
Membership No. A35340

GENNOVA BIOPHARMACEUTICALS LIMITED

Notes to the financial statements (continued)

For the year ended March 31, 2020

1A. General information:

Gennova Biopharmaceuticals Limited (the "Company") is a research-based biotech pharmaceutical Company limited by shares, incorporated and domiciled in India. The Company is presently catering to the domestic as well as export markets and has one plant located in India.

1B. Basis of preparation

a) Basis of preparation

Statement of compliance

These financial statements have been prepared in accordance with Indian Accounting Standards (Ind AS) as per the Companies (Indian Accounting Standards) Rules, 2015 notified under Section 133 of Companies Act, 2013, (the 'Act') and other relevant provisions of the Act.

The financial statements were authorised for issue by the Company's Board of Directors on July 21, 2020.

Details of the Company's accounting policies are included in Note 1C.

b) Functional and presentation currency

The financial statements are presented in Indian Rupees (INR), which is also the Company's functional currency. All the amounts disclosed in the financial statements and notes have been rounded off to the nearest millions, unless otherwise indicated.

c) Basis of measurement

The financial statements are prepared under the historical cost convention except for the following items:

Items	Measurement
Certain Financial assets and liabilities	Fair value
Equity settled share based payment arrangements	Fair value
Net defined benefit (asset) / liability	Fair value of plan assets less present value of defined benefit obligations

d) Use of estimates and judgements

In preparing these financial statements, management has made judgements, estimates and assumptions that affect the application of accounting policies and the reported amounts of assets, liabilities, income and expenses. Actual results may differ from these estimates.

Estimates and underlying assumptions are reviewed on an ongoing basis. Revisions to accounting estimates are recognised prospectively.

Assumptions and estimation uncertainties

Information about assumptions and estimations uncertainties that have a significant risk resulting in a material adjustment in the year ending 31 March 2020 is included in following notes:

Note 1C. c) & d) Useful lives of property, plant and equipment and intangibles;

Note 37 & 47 - recognition and measurement of provisions and contingencies: key assumptions about the likelihood and magnitude of an outflow of resources;

Note 35 - recognition of deferred tax assets: availability of future taxable profit against which tax credit can be used;

Note 42 - measurement of defined benefit obligations: key actuarial assumptions;

Note 50 - measurement of discount rate for initial recognition of ROU and Lease Liability as per Ind AS 116

e) Measurement of fair values

A number of the Company's accounting policies and disclosures require the measurement of fair values, for both financial and non-financial assets and liabilities.

The Company has an established control framework with respect to the measurement of fair values. This includes a team that has overall responsibility for overseeing all significant fair value measurements, including Level 3 fair values, and reports directly to the Chief Financial Officer ('CFO').

The team regularly reviews significant unobservable inputs and valuation adjustments. If third party information, such as broker quotes or pricing services, is used to measure fair values, then the team assesses the evidence obtained from the third parties to support the conclusion that these valuations meet the requirements of Ind AS, including the level in the fair value hierarchy in which the valuations should be classified.

Fair values are categorised into different levels in a fair value hierarchy based on the inputs used in the valuation techniques as follows.

- Level 1: quoted prices (unadjusted) in active markets for identical assets or liabilities.

- Level 2: inputs other than quoted prices included in Level 1 that are observable for the asset or liability, either directly (i.e. as prices) or indirectly (i.e. derived from prices).

- Level 3: inputs for the asset or liability that are not based on observable market data (unobservable inputs).



GENNOVA BIOPHARMACEUTICALS LIMITED

Notes to the financial statements (continued)

For the year ended March 31, 2020

1B. Basis of preparation (continued)

e) Measurement of fair values (continued)

When measuring the fair value of an asset or a liability, the Company uses observable market data as far as possible. If the inputs used to measure the fair value of an asset or a liability fall into different levels of the fair value hierarchy, then the fair value measurement is categorised in its entirety in the same level of the fair value hierarchy as the lowest level input that is significant to the entire measurement.

The Company recognises transfers between levels of the fair value hierarchy at the end of the reporting period during which the change has occurred.

Further information about the assumptions made in measuring fair values is included in the following notes:

- Note 53 – financial instruments;
- Note 41 – share-based payment arrangements; and

f) Current versus non current classification

All assets and liabilities are classified into current and non-current.

Assets

An asset is classified as current when it satisfies any of the following criteria:

- it is expected to be realised in, or is intended for sale or consumption in, the Company's normal operating cycle;
- it is held for the purpose of being traded;
- it is expected to be realised within 12 months after the reporting date; or
- it is cash or cash equivalent unless it is restricted from being exchanged or used to settle a liability for at least 12 months after the reporting date.

Current assets include the current portion of non-current assets / non-current financial assets. All other assets are classified as non-current.

Liabilities

A liability is classified as current when it satisfies any of the following criteria:

- it is expected to be settled in the Company's normal operating cycle;
- it is held primarily for the purpose of being traded;
- it is expected to be settled within 12 months after the reporting date; or
- the Company does not have any unconditional right to defer settlement of the liability for at least 12 months after the reporting date.

Current liabilities include the current portion of non-current liabilities / non-current financial liabilities. All other liabilities are classified as non-current.

Deferred tax assets and liabilities are classified as non-current assets and liabilities.

Operating cycle

Operating cycle is the time between the acquisition of assets for processing and their realization in cash or cash equivalent. The operating cycle of the Company is less than 12 months.

1C. Significant accounting policies

a) Foreign Currency Translation

Monetary assets and liabilities denominated in foreign currencies are translated into the functional currency at the exchange rate at the reporting date. Non-monetary assets and liabilities that are measured at fair value in a foreign currency are translated into functional currency at exchange rate when the fair value was determined. Non-monetary assets and liabilities that are measured based on historical cost in a foreign currency are translated at the exchange rate at the date of transaction, exchange difference are recognised in statement of profit and loss.

b) Financial instruments

i. Recognition and initial measurement

Trade receivables are initially recognised when they are originated. All other financial assets and financial liabilities are initially recognised when the Company becomes a party to the contractual provisions of the instrument.

A financial asset or financial liability is initially measured at fair value plus, for an item not at fair value through profit and loss (FVTPL), transaction costs that are directly attributable to its acquisition or issue.

ii. Classification and subsequent measurement

Financial assets

On initial recognition, a financial asset is classified as measured at

- amortised cost; or
- Fair value through profit and loss (FVTPL)



GENNOVA BIOPHARMACEUTICALS LIMITED

Notes to the financial statements (continued)

For the year ended March 31, 2020

1C. Significant accounting policies (continued)

b) Financial instruments (continued)

Classification and subsequent measurement (Continued)

Financial assets are not reclassified subsequent to their initial recognition, except if and in the period the Company changes its business model for managing financial assets.

A financial asset is measured at amortised cost if it meets both of the following conditions and is not designated as at FVTPL:

- The asset is held within a business model whose objective is to hold assets to collect contractual cash flows; and
- The contractual terms of the financial asset give rise on specified dates to cash flows that are solely payments of principal and interest on the principal amount outstanding.

On initial recognition of an equity investment that is not held for trading, the Company may irrevocably elect to present subsequent changes in the investment's fair value in OCI (designated as FVOCI – equity investment). This election is made on an investment by investment basis.

All financial assets not classified as measured at amortised cost as described above are measured at FVTPL. On initial recognition, the Company may irrevocably designate a financial asset that otherwise meets the requirements to be measured at amortised cost as at FVTPL if doing so eliminates or significantly reduces an accounting mismatch that would otherwise arise.

Financial assets: Business model assessment

The Company makes an assessment of the objective of the business model in which a financial asset is held at a portfolio level because this best reflects the way the business is managed and information is provided to management. The information considered includes:

- The stated policy and objectives for the portfolio and the operation of those policies in practice.

These include whether management's strategy focuses on earning contractual interest income, maintaining a particular interest rate profile, matching the duration of the financial asset to the duration of any related liabilities or expected cash outflows or realising cash flows through the sale of asset;

- How the performance of portfolio is evaluated and reported to the Company's management;
- The risk that affect the performance of the business model (and the financial assets held within that business model) and how those risks are managed;
- How managers of business are compensated – e.g. whether compensation is based on the fair value of the assets managed or the contractual cash flows collected; and
- The frequency, volume and timing of sales of financial assets in prior periods, the reasons for such sales and expectations about future sales activity.

Transfers of financial assets to third parties in transactions that do not qualify for derecognition are not considered sales for this purpose, consistent with the Company's continuing recognition of the assets.

Financial assets that are held for trading or are managed and whose performance is evaluated on a fair value basis are measured at FVTPL.

Financial assets: Assessment whether contractual cash flows are solely payments of principal and interest

For the purpose of this assessment, 'principal' is defines as the fair value of financial asset on initial recognition. 'Interest' is defined as consideration for time value of money and for credit risk associated with the principal amount outstanding during a particular period of time and other basic leading risks and costs (e.g. liquidity risk and administrative costs), as well as profit margin.

In assessing whether the contractual cash flows are solely payments of principal and interest, the Company considers contractual terms of the instrument. This includes assessing whether the financial asset contains a contractual term that could change the timing or amount of contractual cash flows such that it would not meet this condition. In making this assessment, the Company considers:

- contingent events that would change the amount and timing of cash flows;
- term that would adjust the contractual rate, including variable interest rate features;
- prepayment and extension features; and
- term that limits the Company's claim to cash flows for specified assets (e.g. non-recourse features).

A prepayment feature is consistent with the solely payments of principal and interest criterion if the prepayment amount substantially represents unpaid amount of principal and interest on principal amount outstanding, which may include reasonable additional compensation for early termination of contract. Additionally, for a financial asset acquired on a significant premium or discount to its contractual par amount, a feature that permits or require prepayment at an amount that substantially represents the contractual par amount plus accrued (but unpaid) contractual interest (which may also include reasonable additional compensation for early termination) is treated as consistent with this criterion if the fair value of the prepayment feature is significant at initial recognition.

Financial assets: Subsequent measurement and gains and losses

Financial assets at FVTPL	These assets are subsequently measured at fair value. Net gains and losses, including any interest or dividend income, are recognised in profit or loss.
Financial assets at amortized cost	These assets are subsequently measured at amortized cost using the effective interest method. The amortised cost is reduced by impairment losses. Interest income, foreign exchange gains and losses and impairment are recognised in profit or loss. Any gain or loss on derecognition is recognised in profit or loss.



GENNOVA BIOPHARMACEUTICALS LIMITED

Notes to the financial statements (continued)

For the year ended March 31, 2020

1C. Significant accounting policies (continued)

b) Financial instruments (continued)

Financial liabilities: Classification, subsequent measurement and gains and losses

Financial liabilities are classified as measured at amortised cost or FVTPL. A financial liability is classified as at FVTPL if it is classified as held for trading, or it is a derivative or it is designated as such on initial recognition. Financial liabilities at FVTPL are measured at fair value and net gains and losses, including any interest expense, are recognised in profit or loss. Other financial liabilities are subsequently measured at amortised cost using the effective interest method. Interest expense and foreign exchange gains and losses are recognised in profit or loss. Any gain or loss on derecognition is also recognised in profit or loss.

iii. Derecognition

Financial assets

The Company derecognises a financial asset when the contractual rights to the cash flows from the financial asset expire, or it transfers the rights to receive the contractual cash flows in a transaction in which substantially all of the risks and rewards of ownership of the financial asset are transferred or in which the Company neither transfers nor retains substantially all of the risks and rewards of ownership and does not retain control of the financial asset.

If the Company enters into transactions whereby it transfers assets recognised on its balance sheet, but retains either all or substantially all of the risks and rewards of the transferred assets, the transferred assets are not derecognised.

Financial liabilities

The Company derecognises a financial liability when its contractual obligations are discharged or cancelled, or expire.

The Company also derecognises a financial liability when its terms are modified and the cash flows under the modified terms are substantially different. In this case, a new financial liability based on the modified terms is recognised at fair value. The difference between the carrying amount of the financial liability extinguished and the new financial liability with modified terms is recognised in profit or loss.

iv Offsetting

Financial assets and financial liabilities are offset and the net amount presented in the balance sheet when, and only when, the Company currently has a legally enforceable right to set off the amounts and it intends either to settle them on a net basis or to realise the asset and settle the liability simultaneously.

c) Property, plant and equipment

i. Recognition and measurement

Items of property, plant and equipment are measured at cost, which includes capitalised borrowing costs, less accumulated depreciation and accumulated impairment losses, if any.

Cost of an item of property, plant and equipment comprises its purchase price, including import duties and non-refundable purchase taxes, after deducting trade discounts and rebates, any directly attributable cost of bringing the item to its working condition for its intended use and estimate costs of dismantling and removing the item and restoring the site on which it is located.

If significant parts of an item of property, plant and equipment have different useful lives, then they are accounted for as separated items (major components) of property, plant and equipment.

Any gain or loss on disposal of an item of property, plant and equipment is recognised in statement of profit and loss.

ii. Subsequent expenditure

Subsequent expenditure is capitalised only if it is probable that the future economic benefit associated with the expenditure will flow to Company.

iii. Depreciation

Depreciation is calculated on cost of items of property, plant and equipment less their estimated residual values over their estimated useful lives using the straight line method, and is generally recognised in the statement of profit and loss.

Assets acquired under finance leases are depreciated over the shorter of the lease term and their useful lives unless it is reasonably certain that the Company will obtain ownership by the end of the lease term. Freehold land is not depreciated.

Depreciation is provided on pro-rata basis using the straight-line method over the estimated useful lives of the assets prescribed under Schedule II to the Companies Act 2013 except in case of:

- Furniture and fixtures at leasehold premises that are depreciated over the lease period.
- Vehicles are depreciated over 5 years, as per technical evaluation.

Depreciation method, useful lives and residual values are reviewed at each financial year-end and adjusted if appropriate. Based on technical evaluation and consequent advice, the management believes that its estimates of useful lives represents the period over which the management expects to use these assets.

Depreciation on additions (disposals) during the year is provided on a pro-rata basis i.e. from (up to) the date on which asset is ready for use (disposed of).



1C. Significant accounting policies (continued)

d) Intangible assets

i. Initial recognition:

Intangible assets are initially measured at cost. Such intangible assets are subsequently measured at cost less accumulated amortisation and any accumulated impairment losses.

ii. Subsequent expenditure

Subsequent expenditure is capitalised only if it is probable that the future economic benefit associated with the expenditure will flow to Company.

iii. Amortisation

Amortisation is calculated to write off the cost of intangible assets less their estimated residual value over their estimated useful lives using straight line method, as is included in depreciation and amortisation in statement of profit and loss.

The estimated useful lives are as follows:

<u>Intangible Asset</u>	<u>Management estimated useful life</u>
Software, license rights	2 to 10 years

Amortisation method, useful lives and residual values are reviewed at the end of each financial year and adjusted if appropriate.

iv. Intangible Assets under Development

Intangible assets under development are initially recognized cost. Such intangible assets are subsequently capitalized only if it is probable that the future economic benefit associated with the expenditure will flow to Company.

e) Inventories

Inventories are measured at the lower of cost and net realisable value. The cost on inventories is based on weighted average formula, and includes expenditure incurred in acquiring the inventories, production or conversion cost and other cost incurred in bringing them to their present location and condition. In case of manufactured inventory and work-in-progress, cost includes an appropriate share of fixed production overheads based on normal operating capacity.

Net realisable value is the estimated selling price in the ordinary course of business, less the estimated costs of completion and selling expense.

The net realisable value of work-in-progress is determined with reference to the selling price of related finished products.

Raw materials, components and other supplies held for use in production of finished products are not written down below cost except in cases where material price have declined and it is estimated that the cost of finished products will exceed their net realizable value.

The comparison of cost and net realizable value is made on an item-by-item basis.

The Company considers various factors like shelf life, ageing of inventory, product discontinuation, price changes and any other factor which impact the Company's business in determining the allowance for obsolete, non-saleable and slow moving inventories. The Company considers the above factors and adjusts the inventory provision to reflect its actual experience on a periodic basis.

f) Impairment

i. Impairment of financial instruments

The Company recognises loss allowances for expected credit losses on financial assets measured at amortised cost.

At each reporting date, the Company assesses whether financial assets carried at amortised cost are credit - impaired. A financial asset is 'credit impaired' when one or more events that have a detrimental impact on estimated future cash flows of financial assets have occurred.

Evidence that a financial asset is credit impaired includes the following observed data:

- significant financial difficulty of the borrower or issuer;
- a breach of contract such as a default or being overdue for a period of more than 12 months from the credit term offered to the customer;
- the restructuring of loan or advance by the Company on the terms that the Company would not consider otherwise;
- it is probable that borrower will enter bankruptcy or the financial reorganization;
- the disappearance of active market for a security because of financial difficulties.

In accordance with Ind-AS 109, the Company applies expected credit loss ("ECL") model for measurement and recognition of impairment loss. The Company follows 'simplified approach' for recognition of impairment loss allowance on trade receivables. The application of simplified approach does not require the Company to track changes in credit risk. Rather, it recognises impairment loss allowance based on lifetime ECLs at each reporting date, right from its initial recognition.



GENNOVA BIOPHARMACEUTICALS LIMITED

Notes to the financial statements (continued)

For the year ended March 31, 2020

1C. Significant accounting policies (continued)

f) Impairment (continued)

i. Impairment of financial instruments (Continued)

For recognition of impairment loss on other financial assets the Company recognises 12 month expected credit losses for all originated or acquired financial assets if at the reporting date, the credit risk has not increased significantly since its original recognition. However, if credit risk has increased significantly, lifetime ECL is used.

ECL impairment loss allowance (or reversal) recognized in the statement of profit and loss.

While determining whether the credit risk of financial asset has increased significantly since initial recognition and when estimating expected credit losses, the Company considers reasonable and supportable information that is relevant and available without undue cost of effort. This includes both quantitative and qualitative information and analysis based on Company's historical experience and informed credit assessment and including forward - looking information.

The Company assumes that the credit risk on financial assets has increased significantly if it is more than 90 days past due.

The Company considers financial asset to be in default when:

- a. The borrower is unlikely to pay its credit obligation to the Company in full, without recourse by the Company to action such as realising security (if any is held); or
- b. The financial asset is 90 days or more past due.

Measurement of expected credit loss

Expected credit loss are probability weighted estimate of credit losses. Credit losses are measured as the present value of all cash shortfalls (i.e. the difference between the cash flows due to the Company in accordance with the contract and the cash flow that the Company expects to receive).

Presentation of allowance of expected credit losses in the balance sheet

Loss allowance for financial assets measured at amortised cost are deducted from the gross carrying amount of the assets.

Write – off

The Gross carrying amount of financial asset is written off (either partially or full) to the extent that there is no realistic prospect of recovery. This is generally the case when Company determines that the debtor does not have asset or source of income that could generate sufficient cash flows to repay the amount subject to write-off. However, financial assets that are written-off could still be subject to enforcement activities in order to comply with Company's procedures for recovery of amounts due.

ii. Impairment of non-financial asset

The Company's non-financial assets, other than inventories and deferred tax are reviewed at each reporting date to determine whether there is any indication of impairment. If any such indication exists, then the asset's recoverable amount is estimated.

For impairment testing, assets that do not generate independent cash inflows are grouped together into cash-generating units (CGUs). Each CGU represents the smallest group of assets that generates cash inflows that are largely independent of the cash inflows of other assets or CGUs.

The recoverable amount of a CGU (or an individual asset) is the higher of its value in use and its fair value less costs of disposal. Value in use is based on the estimated future cash flows, discounted to their present value using a pre-tax discount rate that reflects current market assessments of the time value of money and the risks specific to the CGU (or the asset).

The Company's corporate assets do not generate independent cash inflows. To determine impairment of corporate asset, recoverable amount is determined for the CGUs to which the corporate asset belongs.

An impairment loss is recognised if the carrying amount of an asset or CGU exceeds its estimated recoverable amount. Impairment losses are recognised in the statement of profit and loss. Impairment loss recognised in respect of a CGU is allocated first to reduce the carrying amount of any goodwill allocated to the CGU, and then to reduce the carrying amounts of the other assets of the CGU (or group of CGUs) on a pro rata basis.

An impairment loss in respect of assets for which impairment loss has been recognised in prior periods, the Company reviews at each reporting date whether there is any indication that the loss has decreased or no longer exists. An impairment loss is reversed if there has been a change in the estimates used to determine the recoverable amount. Such a reversal is made only to the extent that the asset's carrying amount does not exceed the carrying amount that would have been determined, net of depreciation or amortisation, if no impairment loss had been recognised. An impairment loss on goodwill is not subsequently reversed.

g) Employee benefits

i. Short term employee benefits

Short term employee benefit obligations are measured on an undiscounted basis and are expensed as the related service is provided. A liability is recognised for the amount expected to be paid, if the Company has a present legal or constructive obligation to pay this amount as a result of past service provided by the employee, and the amount of obligation can be estimated reliably.



1C. Significant accounting policies (continued)

g) Employee benefits (Continued)

ii. *Share-based payment transactions*

Share-based payment are provided to employees via the Parent Company's Employees Stock Option Plan ("Emcure ESOS 2013")

The grant date fair value of equity settled share-based payment awards granted to employees of the Company is recognised as an employee expense, with a corresponding increase in equity, over the period that the employees unconditionally become entitled to the awards. The amount recognised as expense is based on the estimate of the number of awards for which the related service and non-market vesting conditions are expected to be met, such that the amount ultimately recognised as an expense is based on the number of awards that do meet the related service and non-market vesting conditions at the vesting date.

iii. *Defined contribution plan*

A defined contribution plan is a post-employment benefit plan under which an entity pays fixed contributions into a separate entity and will have no legal or constructive obligation to pay further amounts. The Company makes specified monthly contributions towards Government administered provident fund scheme. Obligations for contributions to defined contribution plans are recognised as an employee benefit expense in statement of profit or loss in the periods during which the related services are rendered by employees.

Prepaid contributions are recognised as an asset to the extent that a cash refund or a reduction in future payments is available.

iv. *Defined benefit plan*

A defined benefit plan is a post-employment benefit plan other than a defined contribution plan. The Company's net obligation in respect of defined benefit plans is calculated separately for each plan by estimating the amount of future benefit that employees have earned in the current and prior periods, discounting that amount and deducting the fair value of any plan assets.

The calculation of defined benefit obligation is performed annually by a qualified actuary using the projected unit credit method. When the calculation results is a potential asset for the Company, the recognised asset is limited to the present value of economic benefit available in the form of any future refunds from the plan or reductions in future contributions to the plan ('the asset ceiling'). In order to calculate the present value of economic benefits, consideration is given to any minimum funding requirements.

Remeasurement of the net defined benefit liability, which comprise actuarial gains and losses, the return on plan assets (excluding interest) and the effect of the asset ceiling (if any, excluding interest), are recognised in OCI. The Company determines the net interest expense (income) on the net defined benefit liability (asset) for the period by applying the discount rate used to measure the defined benefit obligation at the beginning of the annual period to the then-net defined benefit liability (asset), taking into account any changes in the net defined benefit liability (asset) during the period as a result of contributions and benefit payments. Net interest expense and other expenses related to defined benefit plans are recognised in statement of profit or loss.

When the benefits of the plan are changed or when plan is curtailed, the resulting change in benefit that relates to past service ('past service cost' or 'past service gain') or the gain or loss on curtailment is recognised immediately in statement of profit or loss. The Company recognises gain and losses on the settlement of a defined benefit plan when the settlement occurs.

v. *Other long term employee benefit*

The Company's liability in respect of other long-term employee benefits (compensated absences) is the amount of future benefit that employees have earned in return for their service in the current and prior periods, that benefit is discounted to determine its present value, and the fair value of any related assets is deducted. The obligation is measured on the basis of an annual independent actuarial valuation using the Projected Unit Credit method. Remeasurement gains or losses are recognised in statement of profit or loss in the period in which they arise.

h) *Provisions (other than for employee benefits), Contingent liabilities and contingent assets*

A provision is recognised if, as a result of a past event, the Company has a present legal or constructive obligation that can be estimated reliably, and it is probable that an outflow of economic benefits will be required to settle the obligation. Provisions are determined by discounting the expected future cash flows (representing the best estimate of the expenditure required to settle the present obligation at the balance sheet date) at a pre-tax-rate that reflects current market assessments of the time value of money and the risks specific to the liability. The unwinding of the discount is recognised as finance cost. Expected future operating losses are not provided for.

i. *Sales returns and breakage expiry*

When a customer has a right to return the product within a given period, the Company has recognised a provision for returns. The provision is measured equal to the value of the sales expected to return in the future period. Revenue is adjusted for the expected value of the returns and cost of sales are adjusted for the value of the corresponding goods to be returned.

The Company has an obligation to replace the goods which will expire. The Company has recognised a provision for the returns due to expiry. The provision is measured on the basis of historical trend of expiry against the sales occurred in the current and earlier period. Management considers the sales value for the periods which are equivalent to average general shelf life of products. Revenue is adjusted for the expected value of the returns.



GENNOVA BIOPHARMACEUTICALS LIMITED

Notes to the financial statements (continued)

For the year ended March 31, 2020

1C. Significant accounting policies (continued)

h) Provisions (other than for employee benefits), Contingent liabilities and contingent assets (continued)

ii. Contingencies

Provision in respect of loss contingencies relating to claims, litigations, assessments, fines, penalties, etc. are recognized when it is probable that a liability has been incurred, and the amount can be estimated reliably.

iii. Contingent liabilities and contingent assets

A contingent liability exists when there is a possible but not probable obligation, or a present obligation that may, but probably will not, require an outflow of resources, or a present obligation whose amount cannot be estimated reliably. Contingent liabilities do not warrant provisions, but are disclosed unless the possibility of outflow of resources is remote.

A contingent asset is a possible asset that arises from past events and whose existence will be confirmed only by the occurrence or non-occurrence of one or more uncertain future events not wholly within the control of the entity. Contingent assets are not recognized in the financial statements. However, contingent assets are assessed continually and if it is virtually certain that an inflow of economic benefit will arise, the asset and related income are recognized in the period in which the change occurs. A contingent asset is disclosed, where an inflow of economic benefits is probable.

i) Revenue

Sale of goods

Revenue is measured based on the consideration specified in a contract with a customer. Consideration is allocated to each performance obligation specified in the contract. The Company recognises revenue pertaining to each performance obligation when it transfers control over a product to a customer, which is adjusted for expected refunds, which are estimated based on the historical data, adjusted as necessary.

The consideration can be fixed or variable. Where the consideration promised in a contract includes a variable amount, the Company estimates the amount of consideration to which the Company will be entitled in exchange for transferring the promised goods or services to a customer. Variable consideration is only recognised when it is highly probable that a significant reversal will not occur.

The Company recognises refund liability where the Company receives consideration from a customer and expects to refund some or all of that consideration to the customer. The refund liability is measured at the amount of consideration received (or receivable) for which the entity does not expect to be entitled (i.e. amounts not included in the transaction price).

Sale of services

Rendering of services (other than sale of technology / know-how, rights, licenses and other intangibles)

Revenue from rendering of services is recognised in statement of profit and loss by reference to percentage completion method. The Company is involved in rendering services related to its products to its customers. If the services under a single arrangement are rendered in different reporting periods, then the consideration is allocated on a relative fair value basis between the different services.

Rendering of services - sale of technology / know-how, rights, licenses and other intangibles

Income from sale of technology / know-how, rights, licenses and other intangibles is recognised in accordance with the terms of the contract with customers when the related performance obligation is completed, or when risks and rewards of ownership are transferred, as applicable.

j) Government grants

Government grants are recognised initially as deferred income at fair value when there is reasonable assurance that they will be received and the Company will comply with the conditions associated with the grant; they are then recognised in profit or loss as other operating revenue on a systematic basis.

Grants that compensate the Company for expenses incurred are recognised in profit or loss as other operating revenue on a systematic basis in the periods in which such expenses are recognised.



1C. Significant accounting policies (continued)

k) Leases

i. The Company as a lessee

The Company evaluates if an arrangement qualifies to be a lease as per the requirements of Ind AS 116. Identification of a lease requires significant judgment. The Company uses significant judgement in assessing the lease term (including anticipated renewals) and the applicable discount rate. The Company determines the lease term as the non-cancellable period of a lease, together with both periods covered by an option to extend the lease if the Company is reasonably certain to exercise that option; and periods covered by an option to terminate the lease if the Company is reasonably certain not to exercise that option. In assessing whether the Company is reasonably certain to exercise an option to extend a lease, or not to exercise an option to terminate a lease, it considers all relevant facts and circumstances that create an economic incentive for the Company to exercise the option to extend the lease, or not to exercise the option to terminate the lease. The Company revises the lease term if there is a change in the non-cancellable period of a lease. The discount rate is generally based on the incremental borrowing rate specific to the lease being evaluated or for a portfolio of leases with similar characteristics.

The Company measures the lease liability at the present value of the lease payments that are not paid at the commencement date of the lease. The lease payments are discounted using the interest rate implicit in the lease, if that rate can be readily determined. If that rate cannot be readily determined, the Company uses incremental borrowing rate. For leases with reasonably similar characteristics, the Company, on a lease by lease basis, may adopt either the incremental borrowing rate specific to the lease or the incremental borrowing rate for the portfolio as a whole. The lease payments shall include fixed payments, residual value guarantees, exercise price of a purchase option where the Company is reasonably certain to exercise that option and payments of penalties for terminating the lease, if the lease term reflects the lessee exercising an option to terminate the lease.

The lease liability is subsequently remeasured by increasing the carrying amount to reflect interest on the lease liability, reducing the carrying amount to reflect the lease payments made and remeasuring the carrying amount to reflect any reassessment or lease modifications or to reflect revised in-substance fixed lease payments.

The Company recognises right-of-use asset representing its right to use the underlying asset for the lease term at the lease commencement date. The cost of the right-of-use asset measured at inception shall comprise of the amount of the initial measurement of the lease liability adjusted for any lease payments made at or before the commencement date less any lease incentives received, plus any initial direct costs incurred and an estimate of costs to be incurred by the lessee in dismantling and removing the underlying asset or restoring the underlying asset or site on which it is located. The right-of-use assets is subsequently measured at cost less any accumulated depreciation, accumulated impairment losses, if any and adjusted for any remeasurement of the lease liability. The right-of-use assets is depreciated using the straight-line method from the commencement date over the shorter of lease term or useful life of right-of-use asset. The estimated useful lives of right-of-use assets are determined on the same basis as those of property, plant and equipment. Right-of-use assets are tested for impairment whenever there is any indication that their carrying amounts may not be recoverable. Impairment loss, if any, is recognised in the statement of profit and loss.

The Company has elected not to apply the requirements of Ind AS 116 Leases to short-term leases of all assets that have a lease term of 12 months or less and leases for which the underlying asset is of low value. The lease payments associated with these leases are recognized as an expense on a straight-line basis over the lease term.

l) Recognition of dividend income, interest income or expenses

Interest income is recognised using effective interest method.

The 'effective interest rate' is the rate that exactly discounts estimated future cash payments or receipts through the expected life of financial instrument to:

- The gross carrying amount of the financial assets; or
- The amortised cost of the financial liability.

In calculating interest income and expense, the effective interest rate is applied to the gross carrying amount of the asset (when the asset is not credit-impaired) or to the amortised cost of the liability. However, for financial assets that have become credit-impaired subsequent to initial recognition, interest income is calculated by applying the effective interest rate to the amortised cost of the financial asset. If the asset is no longer credit-impaired, then the calculation of interest income reverts to the gross basis.

m) Income tax

Income tax expense comprises of current and deferred tax. It is recognised in profit or loss except to the extent that it relates to an item recognised directly in equity or in other comprehensive income.

i. Current tax

Current tax comprises the expected tax payable or receivable on the taxable income or loss of the year and any adjustment to the tax payable or receivable in respect of previous years. The amount of current tax reflects the best estimate of the tax amount expected to be paid or received after considering the uncertainty, if any, related to income taxes. It is measured using tax rates (and tax laws) enacted or substantively enacted by the reporting date.

Current tax assets and current tax liabilities are offset only if there is a legally enforceable right to set off the recognised amounts, and it is intended to realise the asset and settle the liability on a net basis or simultaneously.



1C. Significant accounting policies (continued)

m) Income tax (continued)

ii. Deferred tax

Deferred tax is recognised in respect of temporary differences between the carrying amounts of assets and liabilities for financial reporting purposes and the corresponding amounts used for taxation purposes. Deferred tax is also recognised in respect of carried forward tax losses and tax credits.

Deferred tax assets are recognised to the extent that it is probable that future taxable profits will be available against which they can be used. The existence of unused tax losses is strong evidence that future taxable profit may not be available. Therefore, in case of a history of recent losses, the Company recognises a deferred tax asset only to the extent that it has sufficient taxable temporary differences or there is convincing other evidence that sufficient taxable profit will be available against which such deferred tax asset can be realised. Deferred tax assets – unrecognised or recognised, are reviewed at each reporting date and are recognised/ reduced to the extent that it is probable/ no longer probable respectively that the related tax benefit will be realised.

Deferred tax is measured at the tax rates that are expected to apply to the period when the asset is realised or the liability is settled, based on the laws that have been enacted or substantively enacted by the reporting date.

The measurement of deferred tax reflects the tax consequences that would follow from the manner in which the Company expects, at the reporting date, to recover or settle the carrying amount of its assets and liabilities.

Deferred tax assets and liabilities are offset if there is a legally enforceable right to offset current tax liabilities and assets, and they relate to income taxes levied by the same tax authority on the same taxable entity, or on different tax entities, but they intend to settle current tax liabilities and assets on a net basis or their tax assets and liabilities will be realised simultaneously.

n) Borrowing cost

Borrowing costs are interest and other costs (including exchange differences relating to foreign currency borrowings to the extent that they are regarded as an adjustment to interest costs) incurred in connection with the borrowing of funds. Borrowing costs directly attributable to acquisition or construction of an asset which necessarily take a substantial period of time to get ready for their intended use are capitalised as part of the cost of that asset. Other borrowing costs are recognised as an expense in the period in which they are incurred.

o) Financial guarantee contracts

Financial guarantee contracts are recognised as a financial assets at the time the guarantee is received. The asset is initially measured at fair value and subsequently at the higher of the amount determined in accordance with Ind AS 37 and the amount initially recognised less cumulative amortisation, where appropriate.

The fair value of financial guarantees is determined as the present value of the difference in net cash flows between the contractual payments under the debt instrument and the payments that would be required without the guarantee, or the estimated amount that would be payable to a third party for assuming the obligations. Where guarantees in relation to loans or other payables are received for no compensation, the Company has made accounting policy choice of recognising fair value of such financial guarantee as finance cost.

p) Cash and cash equivalents

Cash and cash equivalents in the balance sheet comprises cash at bank and on hand and short-term deposits with an original maturity of three months or less, which are subject to an insignificant risk of changes in value.



1C. Significant accounting policies (continued)

q) Segment Reporting

Operating segments are reported in a manner consistent with the internal reporting provided to the chief operating decision maker. The board of directors of the Company are identified as Chief operating decision maker. Refer note 43 for segment information.

r) Earnings per share

The basic earnings per share is computed by dividing the net profit / (loss) after tax attributable to the equity shareholders for the period by the weighted average number of equity shares outstanding during the reporting period.

Diluted earnings per share is computed by dividing the net profit / (loss) after tax attributable to the equity shareholders for the period by the weighted average number of equity and equivalent dilutive equity shares outstanding during the reporting period, except where the results would be anti-dilutive.

s) Cash flow statement

Cash flow are reported using the indirect method, whereby profit before tax is adjusted for the effects of transactions of a non-cash nature, any deferrals or accruals of past or future operating cash receipts or payments and item of income or expenses associated with investing or financing cash flows. The cash flows from operating, investing and financing activities of the Company are segregated.

t) Research and development

Revenue expenditure on research and development activities is recognized as expense in the period in which it is incurred.

Note 2. Recent accounting pronouncements

Ministry of Corporate Affairs("MCA")notifies amendments to the existing Ind-AS or new Ind AS. There is no such amendment to the existing Ind AS or new Ind AS which are notified and applicable from April 1, 2020.



GENNOVA BIOPHARMACEUTICALS LIMITED
Notes to the financial statements (continued)
For the year ended March 31, 2020

Property, plant and equipment	Gross book value				Accumulated depreciation				Rs. in millions	
	As at April 1, 2019	Addition	Disposals	Reclassified on adoption of Ind AS 116 (refer note 50)	As at March 31, 2020	Depreciation for the year	Disposals	Reclassified on adoption of Ind AS 116 (refer note 50)	As at March 31, 2020	As at March 31, 2020
Leasehold land	189.49	-	-	189.49	-	-	-	2.51	-	-
Leasehold improvements	21.37	0.17	-	-	21.54	7.38	-	-	20.53	1.01
Plant and machinery	983.73	21.82	1.98	-	1,003.57	101.06	1.82	-	551.73	451.84
Electrical installation	6.49	-	-	-	6.49	0.77	-	-	2.75	3.74
Air handling equipment	12.44	0.04	-	-	12.48	0.79	-	-	3.00	9.48
Computers	11.12	1.30	-	-	12.42	1.82	-	-	9.93	2.49
Office equipments	3.47	0.27	-	-	3.74	0.54	-	-	2.45	1.29
Furniture and fixtures	4.75	0.94	-	-	5.69	0.46	-	-	2.41	3.28
Vehicles	8.01	-	-	-	8.01	0.98	-	-	5.53	2.48
Total	1,240.87	24.54	1.98	189.49	1,073.94	113.80	1.82	2.51	598.33	475.61

*Addition during the year includes exchange gain / loss & borrowing cost capitalized during the year.

Refer Note 39 for information on property, plant and equipment pledged as security by the Company.

Property, plant and equipment	Gross book value				Accumulated depreciation				Rs. in millions	
	As at April 1, 2018	Addition*	Disposals	Other Adjustments	As at March 31, 2019	Depreciation for the year	Disposals	Other Adjustments	As at March 31, 2019	As at March 31, 2019
Leasehold land	189.49	-	-	-	189.49	1.91	-	-	2.51	186.98
Leasehold improvements	21.30	0.07	-	-	21.37	7.89	-	-	13.15	8.22
Plant and machinery	915.68	69.95	1.90	-	983.73	112.63	1.79	-	452.49	531.24
Electrical installation	4.79	1.70	-	-	6.49	0.68	-	-	1.98	4.51
Air handling equipment	8.28	4.16	-	-	12.44	0.79	-	-	2.21	10.23
Computers	9.49	1.63	-	-	11.12	2.15	-	-	8.11	3.01
Office equipments	3.38	0.09	-	-	3.47	0.57	-	-	1.91	1.56
Furniture and fixtures	4.17	0.58	-	-	4.75	0.48	-	-	1.95	2.80
Vehicles	8.11	-	0.10	-	8.01	1.05	0.10	-	4.55	3.46
Total	1,164.69	78.18	2.00	-	1,240.87	128.15	1.89	-	488.86	752.01

*Addition during the year includes exchange gain / loss & borrowing cost capitalized during the year.



GENNOVA BIOPHARMACEUTICALS LIMITED
Notes to the financial statements (continued)
For the year ended March 31, 2020

Note 4 Capital work in progress and Intangible Assets under Development	Rs. in millions			
	As at April 1, 2019	Addition	Capitalised	As at March 31, 2020
Capital work in progress	33.99	2.89	-	36.88
Intangible Assets under Development	26.14	0.04	-	26.18

Note 4 Capital work in progress and Intangible Assets under Development	Rs. in millions			
	As at April 1, 2018	Addition	Capitalised	As at March 31, 2019
Capital work in progress	-	33.99	-	33.99
Intangible Assets under Development	-	26.14	-	26.14

The capital work in progress at the year end of Rs. 36.88 Millions (March 31, 2019 : Rs. 33.99 Millions) mainly consists of plant and machinery, building and other assets pertaining to various projects / plants, expansion of existing facilities, etc.

Note 5 Intangible assets	Rs. in millions									
	Gross book value			Accumulated amortization				Net book value		
	As at April 1, 2019	Addition	Disposals	As at March 31, 2020	As at April 1, 2019	Amortisation for the year	Disposals	Other Adjustments	As at March 31, 2020	As at March 31, 2020
Software	8.33	2.22	-	10.55	5.58	1.98	-	-	7.56	2.99
Total	8.33	2.22	-	10.55	5.58	1.98	-	-	7.56	2.99

Note 5 Intangible assets	Rs. in millions									
	Gross book value			Accumulated amortization				Net Book Value		
	As at April 1, 2018	Addition	Disposals	As at March 31, 2019	As at April 1, 2018	Amortisation for the year	Disposals	Other Adjustments	As at March 31, 2019	As at March 31, 2019
Software	7.09	1.24	-	8.33	3.42	2.16	-	-	5.58	2.75
Total	7.09	1.24	-	8.33	3.42	2.16	-	-	5.58	2.75



GENNOVA BIOPHARMACEUTICALS LIMITED
Notes to the financial statements (continued)
For the year ended March 31, 2020

Rs. in millions

Note 6	March 31, 2020	March 31, 2019
Non current investments		
Investment in equity instruments		
Unquoted (Valued at cost unless otherwise stated)		
Investments in Emcure Brasil Farmaceutica Ltda		
1 (March 31, 2019 : 1), fully paid equity shares of Real 1 each	0.00	0.00
Total - Aggregate of unquoted investments	0.00	0.00

Rs. in millions

Note 7	March 31, 2020	March 31, 2019
Loans		
Unsecured considered good, unless otherwise specified:		
Security deposits	38.31	47.80
Total	38.31	47.80

Rs. in millions

Note 8	March 31, 2020	March 31, 2019
Other non-current financial assets		
Unsecured considered good, unless otherwise specified:		
Term deposits with banks for remaining maturity period more than 12 months (refer note below)	0.92	2.20
Total	0.92	2.20

Note : Held as lien by bank for issuing performance bank guarantees.

Rs. in millions

Note 9	March 31, 2020	March 31, 2019
Other non-current assets		
Unsecured considered good, unless otherwise specified:		
Capital advances	2.66	2.17
Total	2.66	2.17

Rs. in millions

Note 10	March 31, 2020	March 31, 2019
Inventories		
Raw materials	57.23	58.25
Packing materials	49.45	27.70
Work-in-progress	70.26	69.99
Finished goods	105.97	123.61
Traded goods [Includes in transit Rs. Nil millions (March 31, 2019 : Rs.0.38 millions)]	55.75	61.57
Stores and Spares	36.39	8.61
Total	375.05	349.73

Amounts recognised in statement of profit and loss

- Write-downs of inventories during the year amounted to Rs. 6.01 millions (March 31, 2019 : Rs. 0.46 millions). These were recognised as an expense during the year and included in cost of materials consumed or changes in inventories of finished goods, work-in-progress and traded goods in statement of profit and loss.
- Inventories are hypothecated as security against the long term and short term borrowings outstanding as at year end and previous period (Refer Note 39).



GENNOVA BIOPHARMACEUTICALS LIMITED
Notes to the financial statements (continued)
For the year ended March 31, 2020

	Rs. in millions	
Note 11	March 31, 2020	March 31, 2019
Trade receivables		
Current trade receivables		
Trade receivables considered good - Unsecured	317.61	163.62
Trade receivables - credit impaired	14.22	10.28
	331.83	173.90
Less: Loss allowance	(14.22)	(10.28)
Total	317.61	163.62

Of the above, trade receivables from related parties are as below

Particulars	March 31, 2020	March 31, 2019
Total trade receivables from related parties (refer note 48)	58.05	-
Less: Allowance for doubtful debts	-	-
Net trade receivables	58.05	-

Break-up of security details	January 0, 1900	January 0, 1900
Trade receivables considered good - Secured	-	-
Trade receivables considered good - Unsecured	317.61	163.62
Trade receivables which have significant increase in credit risk	-	-
Trade receivables - credit impaired	14.22	10.28
Total	331.83	173.90
Less: Loss allowance	(14.22)	(10.28)
Total	317.61	163.62

For terms and conditions of trade receivables owing from related parties, refer note 48.

For receivables secured against borrowings, refer note 39.

The Company's exposure to credit and currency risk, and loss allowances related to trade receivables are disclosed in note 52.

	Rs. in millions	
Note 12	March 31, 2020	March 31, 2019
Cash and cash equivalents		
Cash in hand	0.04	0.04
Balances with bank	70.47	169.14
Demand deposits (with original maturity of less than 3 months)	60.04	-
Total	130.55	169.18

	Rs. in millions	
Note 13	March 31, 2020	March 31, 2019
Balances other than cash and cash equivalents		
Unsecured considered good, unless otherwise specified		
Term deposits with banks for initial maturity more than 3 months but less than 12 months (Refer note below)	249.69	6.57
Total	249.69	6.57

Note: Out of above certain fixed deposits are held as lien by bank for performance bank guarantees, bid bonds.

	Rs. in millions	
Note 14	March 31, 2020	March 31, 2019
Other current financial assets		
Unsecured considered good, unless otherwise specified		
Interest accrued on deposits with bank	8.45	0.39
Interest accrued on deposits with others	0.04	0.04
Total	8.49	0.43

	Rs. in millions	
Note 15	March 31, 2020	March 31, 2019
Other current assets		
Unsecured considered good, unless otherwise specified		
Advances for supply of goods and services	20.49	3.18
Balances with government authorities	20.79	53.78
Advance to employees	0.19	1.34
Prepaid expenses	2.08	6.28
Total	43.55	64.58



GENNOVA BIOPHARMACEUTICALS LIMITED
Notes to the financial statements (continued)
For the year ended March 31, 2020

Rs. in millions

Note 16 Share capital	March 31, 2020		March 31, 2019	
	Nos	Amount	Nos	Amount
Authorised				
Equity share of Rs. 10 each (March 31, 2019 : Rs. 10 each)	10,000,000	100.00	10,000,000	100.00
Optionally convertible redeemable preference shares of Rs. 10 each (March 31, 2019 : Rs. 10 each)	55,000,000	550.00	55,000,000	550.00
Total	65,000,000	650.00	65,000,000	650.00
Issued, subscribed and paid up				
Equity share of Rs. 10 each (March 31, 2019 : Rs. 10 each)	5,511,365	55.11	5,511,365	55.11
Total	5,511,365	55.11	5,511,365	55.11

Note: 45,000,000 (2019: 55,000,000) optionally convertible redeemable preference shares of Rs. 10 each are classified as compound financial instrument, the liability component of the same is as shown as financial liability (Refer Note 18) and equity component is disclosed in other equity (Refer Statement of Change in equity).

Reconciliation of the number of the shares outstanding at the beginning and at the end of the year

Rs. in millions

Particulars	March 31, 2020		March 31, 2019	
	Nos	Value	Nos	Value
Equity Shares outstanding at the beginning and at the end of the year	5,511,365	55.11	5,511,365	55.11

Share held by the Holding Company	No. of shares held	% of Shareholding	No. of shares held	% of Shareholding
	March 31, 2020		March 31, 2019	
Equity Shares Emcure Pharmaceuticals Limited, the Holding Company	4,847,500	87.95%	4,847,500	87.95%

Shareholders Holding shares more than 5%	No. of shares held	% of Shareholding	No. of shares held	% of Shareholding
	March 31, 2020		March 31, 2019	
Equity Shares Emcure Pharmaceuticals Limited, the Holding Company	4,847,500	87.95%	4,847,500	87.95%
Dr. Sanjay Singh	661,365	12.00%	661,365	12.00%
Total	5,508,865	99.95%	5,508,865	99.95%

Rights, preferences and restrictions attached to equity shares

The Company has only one class of equity shares having a par value of Rs.10 per share. Each shareholder is eligible for one vote per share held. In the event of liquidation, the equity shareholders are eligible to receive the remaining assets of the Company after distribution of all preferential amounts, in proportion to their shareholding.

Rights, preferences and restrictions attached to optionally convertible redeemable preference shares

The Company has only one class of optionally convertible redeemable preference shares (OCRPS) having a par value of Rs.10 per share and maximum tenure of 10-12 years, convertible in the ratio of 1 equity share for every 5 OCRPS.



GENNOVA BIOPHARMACEUTICALS LIMITED
Notes to the financial statements (continued)
For the year ended March 31, 2020

Rs. in millions

Note 17	March 31, 2020	March 31, 2019
Reserves and surplus		
Retained earnings		
Balance as at the beginning of the year	580.05	400.44
Transfer of equity component of optionally convertible redeemable preference shares redeemed during the year to retained earnings	37.82	-
Profit for the year	379.58	179.66
Items of other comprehensive income recognised directly in retained earnings		
Remeasurements of post-employment benefit obligation, net of tax	(3.87)	(0.05)
Transferred to Capital Redemption Reserve pursuant to redemption of optionally convertible redeemable preference shares	(100.00)	-
Balance as at the end of the year	893.58	580.05
Capital Redemption Reserve		
Additions during the year	100.00	-
	100.00	
Equity contribution from Holding Company		
Surplus in statement of profit and loss	5.51	5.37
Issue of share options of Holding Company to employees of the Company	2.35	0.14
Balance as at the end of the year	7.86	5.51
Total	1,001.44	585.56

Nature and purpose of other reserves

Retained earnings

Retained earnings are the profits earned till date, less any transfers to other reserves and dividends distributed.

Equity contribution from Holding Company

Equity contribution from Holding Company in the nature of employee stock option issued to employees.

Capital redemption reserve

Capital redemption reserve has been created on redemption of optionally convertible preference shares and can be used for issuing fully paid bonus shares as per the Companies Act, 2013.



Rs. in millions

Note 18	March 31, 2020	March 31, 2019
Non current borrowings		
Secured		
Term loans:		
Loan from banks	59.46	114.14
Vehicle loans	2.26	3.36
Total secured	61.72	117.50
Unsecured		
Loan from others	119.42	139.90
Liability component of compound financial instrument	351.27	412.58
Total unsecured	470.69	552.48
Less: Current maturities of term loans (Refer note 23)	(73.61)	(73.61)
Less: Current maturities of vehicle loans (Refer note 23)	(1.20)	(1.11)
Less: Current Liability component of compound financial instrument (Refer note 23)	(123.31)	(75.01)
Total	334.29	520.25

Rs. in millions

Movement of liability component of compound financial instrument	March 31, 2020	March 31, 2019
Balance as at the beginning of the period	412.58	376.09
Interest expense for the year	38.69	36.49
Redemption of preference shares during the year	(100.00)	-
Total	351.27	412.58

a) Statement of principal terms of secured term loans outstanding as on March 31, 2020 :

Nature of facility	Repayment terms	Rate of interest % (per annum)	Currency	Amount outstanding (Rs. in millions)	Security
Term Loan	47 equal monthly instalments of Rs. 4.6 millions starting from February 1, 2018, and 1 instalment of Rs. 3.8 millions from January 1, 2022	MCLR + 1.15%	INR	59.46	Pari passu charge over the fixed and movable assets & Corporate guarantee of Emcure
Vehicle loans	Monthly instalments starting from October 2017 and ending on March 2021	7.87% to 8.36%	INR	2.26	Vehicles for which loan is taken
Total				61.72	

b) Terms of repayment for unsecured borrowings outstanding as on March 31, 2020

Nature of Facility	Repayment Terms	Rate of interest % (per annum)	Currency	Amount outstanding (Rs. In Millions)
Loan under New Millennium Indian Technology Leadership Initiative	10 yearly instalments starting from September 1, 2017	3%	INR	119.42
Liability component of compound financial instrument	Original tender - Single repayment at the end of the term i.e. March 28, 2022, revised tender- early redemption in June 2020	10.35%	INR	123.31
Liability component of compound financial instrument	Single repayment at the end of the term i.e. March 24, 2023	9.66%	INR	227.96
Total				470.69

a) Statement of principal terms of secured term loans outstanding as on March 31, 2019 :

Nature of facility	Repayment terms	Rate of interest % (per annum)	Currency	Amount outstanding (Rs. in millions)	Security
Term Loan	47 equal monthly installments of Rs. 4.6 millions starting from February 1, 2018, and 1 installment of Rs. 3.8 millions from January 1, 2022	MCLR + 1.15%	INR	114.14	Pari passu charge over the fixed and movable assets & Corporate guarantee of Emcure
Vehicle loans	Monthly installments starting from October 2017 and ending on March 2021	7.87% to 8.36%	INR	3.36	Vehicles for which loan is taken
Total				117.50	

b) Terms of repayment for unsecured borrowings outstanding as on March 31, 2019

Nature of Facility	Repayment Terms	Rate of interest % (per annum)	Currency	Amount outstanding (Rs. in Millions)
Loan under New Millennium Indian Technology Leadership Initiative	10 yearly installments starting from August 1, 2017	3%	INR	139.90
Liability component of compound financial instrument	Single repayment at the end of the term i.e. January 31, 2020	9.02%	INR	93.04
Liability component of compound financial instrument	Single repayment at the end of the term i.e. March 28, 2022	10.35%	INR	111.72
Liability component of compound financial instrument	Single repayment at the end of the term i.e. March 24, 2023	9.66%	INR	207.82
Total				552.48



GENNOVA BIOPHARMACEUTICALS LIMITED
Notes to the financial statements (continued)
For the year ended March 31, 2020

Note 19 Other non-current financial liabilities	Rs. in millions	
	March 31, 2020	March 31, 2019
Interest accrued but not due on borrowings	4.27	10.97
Total	4.27	10.97

Note 20 Non-current provisions	Rs. in millions	
	March 31, 2020	March 31, 2019
Provision for employee benefits Provision for compensated absences (refer note 42)	19.90	16.46
Other provisions Provision for sales returns and breakage expiry (refer note 47)	22.81	22.08
Total	42.71	38.54

Note 21 Other non-current liabilities	Rs. in millions	
	March 31, 2020	March 31, 2019
Deferred government grant (refer note 38 and 45)	6.37	6.37
Total	6.37	6.37

Note 22 Trade payables	Rs. in millions	
	March 31, 2020	March 31, 2019
Payables to related parties (refer note 48)	1.84	0.67
Total outstanding dues of micro and small enterprises (refer note 44)	-	0.74
Total outstanding dues of creditors other than micro & small enterprises	184.57	108.73
Total	186.41	110.14

All trade payable are current.

The Company's exposure to currency and liquidity risks related to trade payables is disclosed in note 52.



GENNOVA BIOPHARMACEUTICALS LIMITED

Notes to the financial statements (continued)

For the year ended March 31, 2020

Rs. in millions

Note 23	March 31, 2020	March 31, 2019
Other current financial liabilities		
Current maturities of term loans (refer note 18)	73.61	73.61
Current maturities of vehicle loans (refer note 18)	1.20	1.11
Current Liability component of compound financial instrument (refer note 18)	123.31	75.01
Interest accrued but not due on borrowings	6.55	5.45
Employee benefits payable	46.61	47.06
Creditors for capital assets	4.46	29.81
Other liabilities	2.20	1.20
Total	257.94	233.25

Note a : There is no amount due and outstanding as on March 31, 2020 to be credited to Investor's Education and Protection Fund.

Note b : The Company's exposure to currency and liquidity risks related to above financial liabilities is disclosed in Note 52.

Rs. in millions

Note 24	March 31, 2020	March 31, 2019
Current provisions		
Provision for employee benefits		
Provision for compensated absences (Refer Note 42)	5.44	3.70
Provision for gratuity (Refer Note 42)	11.88	4.97
Other provisions		
Provision for sales returns and breakage expiry (Refer Note 47)	32.66	31.49
Total	49.98	40.16

Rs. in millions

Note 25	March 31, 2020	March 31, 2019
Other current liabilities		
Statutory dues including provident fund and tax deducted at source	8.91	8.40
Advances from customers	10.53	9.68
Total	19.44	18.08



GENNOVA BIOPHARMACEUTICALS LIMITED
Notes to the financial statements (continued)
For the year ended March 31, 2020

Rs. in millions

Note 26	March 31, 2020	March 31, 2019
Revenue from operations		
Sale of products	2,031.86	1,769.16
Sale of services	65.80	43.50
Other operating revenues		
Export incentives	4.97	2.46
Scrap Sales	0.09	0.08
Others	6.00	-
Total	2,108.72	1,815.20

Rs. in millions

Note 27	March 31, 2020	March 31, 2019
Other income		
Interest income under the effective interest method on:		
Interest income from banks and others	12.77	0.84
Unwinding of discount on security deposits	3.21	4.21
Miscellaneous income	0.33	3.49
Gains on foreign exchange fluctuation (net)	10.85	3.40
Total	27.16	11.94



GENNOVA BIOPHARMACEUTICALS LIMITED
Notes to the financial statements (continued)
For the year ended March 31, 2020

Rs. in millions

Note 28	March 31, 2020	March 31, 2019
Cost of material consumed		
A: Raw material consumed		
Opening inventory	58.25	43.48
Add : Purchases (net)	112.61	116.54
	170.86	160.02
Less: Closing inventory	57.23	58.25
Cost of raw materials consumed	113.63	101.77
B: Packing material consumed		
Opening inventory	27.70	22.98
Add : Purchases (net)	70.30	39.42
	98.00	62.40
Less: Closing inventory	49.45	27.70
Cost of packing materials consumed	48.55	34.70
Total	162.18	136.47

Rs. in millions

Note 29	March 31, 2020	March 31, 2019
Changes in inventory of finished goods, work in progress and traded goods		
Opening inventory		
Finished goods	123.61	157.02
Work-in-process	69.99	38.09
Traded goods	61.57	74.34
	255.17	269.45
Less: Closing inventory		
Finished goods	105.97	123.61
Work-in-process	70.26	69.99
Traded goods	55.75	61.57
	231.98	255.17
Decrease in inventories of finished goods, work-in-progress and traded goods	23.19	14.28



GENNOVA BIOPHARMACEUTICALS LIMITED
Notes to the financial statements (continued)
For the year ended March 31, 2020

	Rs. in millions	
Note 30	March 31, 2020	March 31, 2019
Employee benefit expenses		
Salaries, wages and bonus	329.39	289.70
Contribution to provident and other funds (refer note 42)	21.22	16.74
Employee share-based payment expenses (refer note 41)	2.35	0.14
Gratuity (refer note 42)	6.66	5.09
Staff welfare expenses	14.31	14.53
Total	373.93	326.20

	Rs. in millions	
Note 31	March 31, 2020	March 31, 2019
Other expenses		
Processing charges	18.21	4.80
Factory consumables	172.03	212.76
Power and fuel	116.82	103.69
Insurance	2.08	2.39
Repairs and maintenance	31.89	26.15
Rent	-	84.03
Rates and taxes	8.93	5.21
Freight	12.61	5.25
Advertisement & promotional materials	54.19	48.19
Travelling, conveyance and vehicle expenses	30.71	38.35
Commission on sales	42.28	39.83
Printing, stationery, postage and telephone expenses	3.13	2.59
Legal and professional fees	65.94	60.70
Expenditure on Corporate social responsibility (refer note 56)	0.56	2.82
Contractual Services	27.85	25.10
Payment to auditors (refer note below)	1.08	0.95
Commission to non-executive directors	2.20	1.30
Directors sitting fees	0.27	0.25
Provision for doubtful debts	3.94	4.06
Loss on sale of property, plant and equipment	0.01	0.10
Bad debts written off	0.83	0.52
Miscellaneous expenses	23.18	24.83
Total	618.74	693.87

Note : Payment to auditors

	Rs. in millions	
Particulars	March 31, 2020	March 31, 2019
Audit fees	0.93	0.80
Other services	0.10	0.07
Out of pocket expenses	0.05	0.08
Total	1.08	0.95

	Rs. in millions	
Note 32	March 31, 2020	March 31, 2019
Depreciation and amortisation expense		
Depreciation on property, plant and equipment	113.80	128.15
Amortisation of intangible asset	1.98	2.15
Depreciation on right-of-use assets	67.52	-
Total	183.30	130.30

	Rs. in millions	
Note 33	March 31, 2020	March 31, 2019
Finance cost		
Interest and finance charges on financial liabilities not at fair value through profit or loss		
Interest on long-term borrowings measured at amortised cost	13.43	19.17
Interest on short-term borrowings measured at amortised cost	0.14	1.14
Other borrowing costs	3.88	15.63
Interest Accrued On Lease Liability	26.75	-
Interest on liability component of compound financial instrument (refer note 18)	38.69	36.49
Total	82.89	72.43



GENNOVA BIOPHARMACEUTICALS LIMITED
Notes to the financial statements (continued)
For the year ended March 31, 2020

Note 34 Tax expenses	Rs. in millions	
	March 31, 2020	March 31, 2019
Current tax expenses		
Current tax on profits for the year	85.06	64.63
Change in estimate related to prior years	-	0.13
Total current tax expense	85.06	64.76
Deferred tax		
Originating and reversal of temporary differences	18.40	(22.36)
Change in tax rate	-	20.88
Change in estimate related to prior years	(46.50)	0.47
Total deferred tax expense/(benefit)	(28.10)	(1.01)
Total tax expenses	56.96	63.75

Tax income/(expenses) recognised in OCI	Rs. in millions	
	March 31, 2020	March 31, 2019
Remeasurements of post-employment benefit obligations	1.60	-
Total tax expense	1.60	-

Reconciliation of tax expense and the accounting profit multiplied by India's tax	Rs. in millions			
	March 31, 2020		March 31, 2019	
Profit before income tax		436.54		243.41
Tax using Company's domestic tax rate of 29.12% (March 31, 2019 : 29.12%)	29.12%	127.12	29.12%	70.88
<i>Tax effect of amounts which are not deductible / (taxable) in calculating taxable</i>				
Weighted deduction on research and development expenditure	-5.65%	(24.66)	-10.88%	(26.48)
Non deductible expenses	0.23%	1.00	0.48%	1.17
Change in estimate related to prior years	-	-	0.05%	0.13
Change in tax rate	-	-	8.58%	20.87
Other items	-	-	-1.35%	(3.29)
Change in unrecognised deductible temporary difference	-10.65%	(46.50)	0.19%	0.47
Effective tax rate	13.05%	56.96	26.20%	63.75



GENNOVA BIOPHARMACEUTICALS LIMITED
Notes to the financial statements (continued)
For the year ended March 31, 2020

	Rs. In millions	
Note 35 Deferred tax assets (net)	March 31, 2020	March 31, 2019
Deferred tax assets on		
Intangible assets	-	0.02
Allowance for doubtful debts - trade receivables	4.14	2.99
Provision - employee benefit	11.19	8.69
Unabsorbed depreciation and tax losses	31.76	165.94
Minimum alternate tax credit entitlement	287.00	159.53
Security deposits	4.67	1.25
Lease Liability	70.33	-
Total deferred tax assets	409.09	338.42
Deferred tax liabilities on		
Property, plant and equipment	56.54	74.04
Intangible assets	0.26	-
Fair valuation of preference shares	28.75	40.02
Borrowings	2.76	2.16
Right to use asset	68.88	-
Total deferred tax liabilities	157.19	116.22
Deferred tax assets - net	251.90	222.20

Significant estimates

In assessing the realisability of the minimum alternate tax (MAT) credit entitlements, management has assessed the utilisation of the MAT credit entitlement. The ultimate utilisation of the MAT credit is dependent upon the generation of future taxable income greater than the book profit computed as per the provisions of Income Tax Act, 1961, before expiry of the credit period over which the MAT credit can be utilised. Management considers the scheduled reversals of deferred tax liabilities, projected future taxable income and tax planning strategy in making the assessment. Based on the historical details of the taxable income, book profit and projections of future taxable income over the periods in which the MAT credit is available, management believes that the Company will be able to realise / utilise the MAT credit. The amount of the MAT credit is considered realisable as at the reporting date, however, the utilisation could be reduced in the near term if the future taxable income undergoes any change as compared to the estimates made by the management as at reporting date.

	Rs. In millions					
Movement of deferred tax assets / liabilities	Balance of deferred tax asset as at April 1, 2019	Balance of deferred tax liability as at April 1, 2019	Transferred to statement of profit and loss	Transferred to other comprehensive income	Balance of deferred tax asset as at March 31, 2020	Balance of Deferred tax liability as at March 31, 2020
Allowance for doubtful debts - trade receivables	2.99	-	1.15	-	4.14	-
Provision - employee benefit	8.69	-	0.90	1.60	11.19	-
Unabsorbed depreciation and tax losses	165.93	-	(134.17)	-	31.76	-
Minimum alternate tax credit entitlement	159.54	-	127.46	-	287.00	-
Intangible assets	0.02	-	(0.28)	-	-	(0.26)
Lease Liability	-	-	70.33	-	70.33	-
Property, plant and equipment	-	(74.04)	17.50	-	-	(56.54)
Security deposits	1.25	-	3.42	-	4.67	-
Fair valuation of preference shares	-	(40.02)	11.27	-	-	(28.75)
Borrowings	-	(2.16)	(0.60)	-	-	(2.76)
Right to use asset	-	-	(68.88)	-	-	(68.88)
Total	338.42	(116.22)	28.10	1.60	409.09	(157.19)

	Rs. In millions					
Movement of deferred tax assets / liabilities	Balance of deferred tax asset as at April 1, 2018	Balance of deferred tax liability as at April 1, 2018	Transferred to statement of profit and loss	Transferred to other comprehensive income	Balance of deferred tax asset as at March 31, 2019	Balance of Deferred tax liability as at March 31, 2019
Allowance for doubtful debts - trade receivables	2.17	-	0.82	-	2.99	-
Provision - employee benefit	11.76	-	(3.06)	(0.02)	8.69	-
Unabsorbed depreciation and tax losses	274.36	-	(108.43)	-	165.93	-
Minimum alternate tax credit entitlement	94.91	-	64.63	-	159.54	-
Intangible assets	0.03	-	(0.01)	-	0.02	-
Property, plant and equipment	-	(99.92)	25.88	-	-	(74.04)
Security deposits	2.97	-	(1.72)	-	1.25	-
Fair valuation of preference shares	-	(60.77)	20.75	-	-	(40.02)
Borrowings	-	(4.31)	2.15	-	-	(2.16)
Total	386.20	(165.00)	1.01	(0.02)	338.42	(116.22)

	Rs. In millions	
Note 36 Current tax assets/(liabilities) - (net)	March 31, 2020	March 31, 2019
Current tax assets (net of provision)	0.19	-
Current tax liabilities (net of advance tax)	(2.92)	(7.32)
Total (net of advance tax)	(2.73)	(7.32)



GENNOVA BIOPHARMACEUTICALS LIMITED

Notes to the financial statements (continued)

For the year ended March 31, 2020

Note 37 : Contingent liabilities

Claims against the Company not acknowledged as debts as at March 31, 2020

Sr. No.	Particulars	Rs. in millions	
		March 31, 2020	March 31, 2019
a)	Sales tax	4.02	2.53
b)	Service tax	-	0.11
c)	Other matters including claims related to employees / ex employees etc.	1.75	1.75

1) Pending resolution of the respective proceedings, it is not practicable for the Company to estimate the timing of cash outflows, if any, in respect of the above as it is determinable only on receipt of judgement/decisions pending with various forums/authorities.

2) The Company has reviewed all its pending litigations and proceedings and has adequately provided for where provisions are required and disclosed as contingent liabilities where applicable, in the financial statements. The Company does not expect the outcome of these proceedings to have any effect on its financial position.

3) There are numerous interpretative issues relating to the Supreme Court (SC) judgement dated 28th February, 2019, relating to components/allowances paid that need to be taken into account while computing an employer's contribution of provident fund under the Employees' Provident Funds and Miscellaneous Provident Act, 1952. The Company has also obtained a legal opinion on the matter and basis the same there is no material impact on the financial statements as at 31 March 2020. The Company would record any further effect on its financial statements, on receiving additional clarity on the subject.

4) Further, the Company has reviewed all its pending litigations and proceedings and has adequately provided for where provisions are required and disclosed as contingent liabilities where applicable, in the financial statements. The management believes that the ultimate outcome of above proceeding will not have a material adverse effect on the Company's financial position and results of operations.

Note 38 : Capital and other commitments

A) Capital commitment

Estimated amount of contracts remaining to be executed on capital account and not provided for (net of advances) Rs.45.63 millions (March 31, 2019 : Rs. 22.60 millions).

B) Other commitments

The Company has imported certain machinery under the Export Promotion Capital Goods (EPCG) Scheme and accordingly has an export obligation of Rs. 38.20 millions (March 31, 2019 : Rs. 38.20 millions). In this respect the Company has given bank guarantees of Rs. 6.56 millions (March 31, 2019 : Rs. 6.56 millions) to the Director General of Foreign Trade (DGFT) and Bond of Rs. 43.63 millions (March 31, 2019 : Rs. 43.63 millions) to the Commissioner of Customs. The Export obligation has been fulfilled by making payment of customs duty during the year, the benefit of which was claimed under EPCG Scheme.

Year of issue	Export obligation to be fulfilled	Unfulfilled export obligation			
		As at March 31, 2020		As at March 31, 2019	
		USD millions	Rs. millions	USD millions	Rs. millions
2018-2019	2024-2025	0.54	38.20	0.54	38.20
		0.54	38.20	0.54	38.20




GENNOVA BIOPHARMACEUTICALS LIMITED
Notes to the financial statements (continued)
For the year ended March 31, 2020

Note 39 : Assets pledged as security

The carrying amounts of assets pledged as security for current and non-current borrowings are:

Particulars	Notes	Rs. in millions	
		March 31, 2020	March 31, 2019
Current			
Financial assets			
Cash and cash equivalents	12	130.55	169.18
Trade receivables	11	317.61	163.62
Non-financial assets			
Inventories	10	375.05	349.73
Total current assets pledged as security		823.21	682.53
Non current			
Financial assets			
Deposits with banks	8, 13	10.26	8.77
Non-financial assets			
Property, plant and equipment	3	475.61	565.03
Intangible assets	5	2.99	2.75
Capital work-in-progress	4	36.88	33.99
Intangible assets under development	4	26.18	26.14
Total non current assets pledged as security		551.92	636.68
Total assets pledged as security		1,375.13	1,319.21



GENNOVA BIOPHARMACEUTICALS LIMITED
Notes to the financial statements (continued)
For the year ended March 31, 2020

Note 40 : Earnings per share

Particulars	March 31, 2020	March 31, 2019
Basic earnings per share		
A. Profit after tax attributable to equity shareholders (Rs. in millions)	379.58	179.66
B. Weighted average number of equity shares	5,511,365	5,511,365
Basis earning per share (Rs.) (A/B)	68.87	32.60
Diluted earnings per share		
C. Adjusted net profit for the year (Rs. in millions)	407.01	203.52
Weighted average number of shares outstanding	5,511,365	5,511,365
Add: Weighted average number of potential equity shares (pertaining to optionally convertible preference shares)	9,311,475	11,000,000
D. Weighted average number of equity share (diluted) for the year	14,822,840	16,511,365
Diluted earnings per share (Rs.) (C/D)	27.46	12.33
Face value per share (Rs.)	10.00	10.00

Note: Reconciliations of earnings used for calculating diluted earnings per share

Particulars	Rs. in millions	
	March 31, 2020	March 31, 2019
Profit attributable to the equity holders of the Company used in calculating basic earnings per share:	379.58	179.66
Interest expense on optionally convertible redeemable preference shares (net of tax)	27.43	23.86
Profit attributable to the equity holders of the Company used for calculating diluted earnings per share	407.01	203.52



Note 41 : Employees stock option plan

Share-based compensation benefits are provided to employees via the Holding Company's Employees Stock Option Plan ("Encure ESOS 2013")

- including any market performance conditions
- excluding the impact of any service and non-market performance vesting conditions, and
- including the impact of any non-vesting conditions.

In the given case all options are issued by the Holding Company. The Company does not have an obligation to settle these share based payment transactions, therefore these options are treated as equity settled transactions. Expense is recognised over the vesting period with corresponding increase in other equity.

Summary of options granted under the plan:

Particulars	Tranche - 1			Tranche - 7		
	Exercise Price	March 31, 2020	March 31, 2019	Exercise Price	March 31, 2020	March 31, 2019
Date of grant		October 01, 2013			June 06, 2019	
Opening balance	221*	90,000	90,000	-	-	-
Grant during the year	-	-	-	522*	40,000	-
Adjustment for bonus Issue*	221*	-	-	-	-	-
Cancelled during the year	221*	-	-	-	-	-
Exercised during the year	221*	-	-	-	-	-
Closing balance	221*	90,000	90,000	522*	40,000	-
Exercisable	-	-	-	-	-	-

*During the year ended March 31, 2016, the Holding Company had issued bonus shares to its shareholders in the ratio of 3:1. Correspondingly, proportionate adjustment has been made by increasing the number of options granted and reducing exercise price per option. Board of directors vide resolution dated January 29, 2016 has approved the adjustments to options granted.

No options expired during the periods covered in the above table.

Share options outstanding at the end of the year have the following expiry date and exercise prices:

Grant Date	Exercise Share option price (Rs.) March 31, 2020	Number of share options March 31, 2020	Exercise Share option price (Rs.) March 31, 2019	Number of share options March 31, 2019
October 1, 2013	221	90,000	221	90,000
June 6, 2019	522	40,000	-	-
Weighted average remaining contractual life of options:	7 Years		7 Years	

Fair value of equity settled share based payment arrangements:

40,000 employee stock options were granted during the year ended March 31, 2020. The fair value as at grant date is determined using the Black Scholes Merton Model which takes into account the exercise price, term of option, share price at grant date, expected price volatility of underlying share, expected dividend yield and risk free interest rate for the term of option.

The model inputs for options granted during the year ended March 31, 2020 included:

Sr.	Particulars	Tranche 7
a.	Options granted	40,000
b.	Exercise Price Rs.	522.0
c.	Share Price at grant date	522.0
d.	Date of grant	6-Jun-19
e.	Expected price volatility of the company's shares	29.90%
f.	Expected dividend yield	1.00%
g.	Risk free interest rate	6.84%
h.	Expected life of options	3.53

Volatility is a measure of the movement in the prices of the underlying assets. Since the Company is an unlisted Company, volatility of similar listed entities has been considered. Expected volatility has been based on an evaluation of the historical volatility of the similar listed entities (peers) share price, particularly over the historical period commensurate with the expected term. The expected term of the instrument has been based on historical experience and general option holder behaviour.

Expenses recognised in statement of profit and loss:

Particulars	Rs. In millions	
	March 31, 2020	March 31, 2019
Employee share-based payment	2.35	0.14



GENNOVA BIOPHARMACEUTICALS LIMITED

Notes to the financial statements (continued)

For the year ended March 31, 2020

Note 42 : Assets and liabilities relating to employee benefits

a) *Defined contribution plans*

The Company has certain defined contribution plans. Contributions are made to provident fund in India for employees at the rate of 12% of basic salary as per local regulations. The contributions are made to provident fund administered by the government. The obligation of the Company is limited to the amount contributed and it has no further contractual nor any constructive obligation.

Contributions are made to employees family pension fund in India for employees as per local regulations. The contributions are made to provident fund administered by the government. The obligation of the Company is limited to the amount contributed and it has no further contractual or any constructive obligation.

Defined contribution plans: The Company has recognised the following amount in the Statement of Profit and Loss for the year

Particulars	Rs. in millions	
	March 31, 2020	March 31, 2019
Contribution to employees provident fund	12.23	10.92
Contribution to employees family pension fund	5.02	4.65
Other defined contribution plan	3.97	1.17
Total	21.22	16.74

b) *Post-employment obligations*

Gratuity

The Company provides for gratuity for employees as per the Payment of Gratuity Act, 1972. Employees who are in continuous service for a period of 5 years are eligible for gratuity. The amount of gratuity payable on retirement/termination is the employees last drawn basic salary per month computed proportionately for 15 days salary multiplied for the number of years of service. The gratuity plan is a funded plan and the Company makes contributions to fund managed by Life Insurance Corporation of India. Contributions are made as per the demands by Life Insurance Corporation of India.

These defined benefit plans expose the Company to actuarial risks, such as interest rate risk, etc.

c) *Defined benefit plans*

The amounts recognised in the balance sheet and the movements in the net defined benefit plan over the year are as follows:

Particulars	Rs. in millions		
	Present value of obligation	Fair value of plan assets	Total
As at April 1, 2018	36.30	(26.26)	10.04
Current service cost	5.71	-	5.71
Interest expenses/(income)	2.69	(2.40)	0.29
Impact of Transfer (in) / out	(0.99)	(0.16)	(1.15)
Mortality charges and taxes	-	0.24	0.24
Total amount recognised in profit or loss	7.41	(2.32)	5.09
Remeasurements			
Return on plan assets, excluding amounts included in interest expense/(income)	-	(0.18)	(0.18)
(Gain)/loss from change in demographic assumptions	0.42	-	0.42
(Gain)/loss from change in financial assumptions	-	-	-
Experience (gains)/losses	(0.19)	-	(0.19)
Total amount recognised in other comprehensive income	0.23	(0.18)	0.05
Employer contribution	-	(10.21)	(10.21)
Benefit payments	(0.75)	0.75	-
As at March 31, 2019	43.19	(38.22)	4.97
Current service cost	6.34	-	6.34
Interest expenses/(income)	3.30	(3.12)	0.18
Impact of Transfer (in) / out	0.26	(0.38)	(0.12)
Mortality charges and taxes	-	0.26	0.26
Total amount recognised in profit or loss	9.90	(3.24)	6.66
Remeasurements			
Return on plan assets, excluding amounts included in interest expense/(income)	4.57	(0.06)	4.51
Experience (gains)/losses	0.97	-	0.97
Total amount recognised in other comprehensive income	5.54	(0.06)	5.48
Employer contribution	-	(5.23)	(5.23)
Benefit payments	(0.85)	0.85	-
As at March 31, 2020	57.78	(45.90)	11.88



Note 42 : Assets and liabilities relating to employee benefits (continued)

d) The net liability disclosed above relates to funded and unfunded plans are as follows:

Particulars	Rs. in millions	
	March 31, 2020	March 31, 2019
Present value of obligation	57.78	43.19
Fair value of plan assets	(45.90)	(38.22)
Deficit of funded plan	11.88	4.97

The Company has no legal obligation to settle the deficit in the funded plans with an immediate contribution or additional one off contributions. The Company intends to continue to contribute the defined benefit plans as per the demand from Life Insurance Corporation of India.

Principle actuarial assumptions as at the reporting date

Particulars	March 31, 2020	March 31, 2019
Discount rate	6.40%	7.70%
Expected rate of return on plan assets	7.70%	7.70%
Salary escalation rate	8.00%	8.00%

The estimates of future salary increases considered in actuarial valuation takes into account inflation, seniority, promotion and other relevant factors.



Note 42 : Assets and liabilities relating to employee benefits (continued)

- e) Sensitivity analysis: Reasonably possible changes at the reporting date to one of the relevant actuarial assumptions, Holding other assumptions constant, would have affected the defined benefit obligations by the amounts shown below.

Particulars	Change in assumption		Impact on defined benefit obligation			
	March 31, 2020	March 31, 2019	Increase in assumption		Decrease in assumption	
			March 31, 2020	March 31, 2019	March 31, 2020	March 31, 2019
Discount rate	1.0%	1.0%	(3.57)	(2.67)	4.04	3.01
Salary escalation rate	1.0%	1.0%	3.38	2.55	(3.06)	(2.31)
Withdrawal rate	1.0%	1.0%	(0.36)	(0.09)	0.39	0.10

Assumptions regarding future mortality for gratuity benefit is set based on actuarial advice in accordance with published statistics and experience in the domicile country of the Company.

f) Risk exposure

Through its defined benefit plans, the Company is exposed to a number of risks, the most significant of which are detailed

- i) Asset volatility : The plan liabilities are calculated using a discount rate set with reference to bond yields; if plan assets underperform this yield, this will create a deficit. All assets are maintained with fund managed by LIC of India.
- ii) Changes in bond yields: A decrease in bond yields will increase plan liabilities.
- iii) Future salary escalation and inflation risk : Rising salaries will often result in higher future defined benefit payments resulting in a higher present value of liabilities especially unexpected salary increases provided at management's discretion may lead to uncertainties in estimating this increasing risk.

Risk which arises if there is a mismatch in the duration of the assets relative to the liabilities. By matching duration with the defined benefit liabilities, the Company is successfully able to neutralize valuation swings caused by interest rate movements. Hence Company is encouraged to adopt asset-liability management.

The Company's assets are maintained in a trust fund managed by public sector insurance Company via, LIC of India. LIC has a sovereign guarantee and has been providing consistent and competitive returns over the years.

g) Defined benefit liability and employer contributions

The Company has agreed that it will aim to eliminate the deficit in gratuity plan over the years. Funding levels are assessed by LIC on annual basis and the Company makes contribution as per the instructions received from LIC. The Company compares the expected contribution to the plan as provided by actuary with the instruction from LIC and assesses whether any additional contribution may be required. The Company considers the future expected contribution will not be significantly increased as compared to actual contribution.

The company has contributed Rs. 5.23 millions for the year ending 31st March 2020. (March 31, 2019 is Rs.10.21 millions.). The company intends to contribute Rs. 11.88 millions for the year ending 31st March 2021. (March 31, 2020 is Rs.4.97 millions.)

The weighted average duration is 9.4 years (March 31, 2019 : 9.2 years). The following benefits payments, for each of the next five years and the aggregate five years thereafter, are expected to be paid:

Particulars	Rs. in millions				
	Less than 1 year	between 1-2 years	between 2-5 years	over 5 years	Total
March 31, 2020	9.97	5.55	31.86	37.20	84.58
March 31, 2019	4.21	7.43	17.08	41.59	70.31

h) Major categories of plan assets are as follows :

Particulars	Rs. in millions			
	Unquoted			
	March 31, 2020		March 31, 2019	
Investment funds				
Insurance funds (LIC pension and group schemes fund)	45.90	100%	38.22	100%
Total	45.90	100%	38.22	100%

The category wise details of the plan assets is not available as it's maintained by LIC.



GENNOVA BIOPHARMACEUTICALS LIMITED
Notes to the financial statements (continued)
For the year ended March 31, 2020

Note 43 : Segmental reporting

The Company has identified "Pharmaceuticals" as the only primary reportable segment.

Secondary segment (By geographical segment)

Particulars	Rs. in millions	
	March 31, 2020	March 31, 2019
Sales		
India	1,861.70	1,687.77
Outside India	181.22	83.93
Sub Total (A)	2,042.92	1,771.70
Service Income		
India	33.71	43.50
Outside India	32.09	-
Sub Total (B)	65.80	43.50
Total (A+B)	2,108.72	1,815.20

In previous year, the Company had 1 customer which accounted for more than 10% of the total revenue of the Company.

All non-current assets of the Company are located in India.

Note 44 : Information regarding Micro, Small and Medium Enterprises

The information regarding Micro Enterprises and Small Enterprises has been determined to the extent such parties have been identified on the basis of information available with the Company. This has been relied upon by the auditors.

Particulars	March 31, 2020	March 31, 2019
i) The principal amount and the interest due thereon remaining unpaid to any supplier at the end of each accounting year	-	0.66
ii) The amount of interest paid by the buyer in terms of Section 16 of the Micro, Small and Medium Enterprise Development Act, 2006 along with the amount of the payment made to the supplier beyond the appointed day during each accounting year.	0.01	-
iii) The amount of interest due and payable for the period of delay in making payment but without adding the interest specified under the Micro, Small and Medium Enterprise Development Act, 2006.	0.01	-
iv) The amount of interest accrued and remaining unpaid at the end of each accounting year.	0.02	0.08
v) The amount of further interest remaining due and payable even in the succeeding years, until such date when the interest dues above are actually paid to the small enterprise, for the purpose of disallowance of a deductible expenditure under Section 23 of the Micro, Small and Medium Enterprise Development Act, 2006.	0.02	-

Note 45 : Government grant

Government grants are related to exemption of basic customs duty on purchase of imported machineries to be used for the manufacturing of products. The Company is required to fulfil the export obligation against duty benefit received. Refer Note 38 for the details of unfulfilled obligations. Based on past experience, the Company is confident that it will fulfil conditions attached to the grant received.

Note 46 : Expenditure on Research and Development during the year

Revenue expenditure incurred on Research and Development including in house Research & Development is Rs. 258.92 millions (March 31, 2019 : Rs. 217.85 millions). Capital expenditure in relation to acquisition of fixed assets, incurred on Research and Development including in house Research and Development is Rs. 6.49 millions (March 31, 2019 : Rs. 43.03 millions).

Note 47 : Information about individual provisions and significant estimates

Sales returns and breakage expiry

When a customer has a right to return the product within a given period, the Company has recognised a provision for returns. The provision is measured equal to the value of the sales expected to return in the future period. Revenue is adjusted for the expected value of the returns and cost of sales are adjusted for the value of the corresponding goods to be returned.

The Company has a constructive obligation to replace the goods which will expire. The Company has recognised a provision for the returns due to expiry. The provision is measured on the basis of historical trend of expiry against the sales occurred in the current and earlier period. Management considers the sales value for the periods which are equivalent to average general shelf life of products. Revenue is adjusted for the expected value of the returns.

Significant estimates

The Company has constructive obligation to accept the returns and expired products after sales to customers. Management estimates the related provision for future expected returns based on historical information as well as recent trends and change in business conditions that might suggest that past information may differ from future claims. The assumptions made in relation to the current period are consistent with those in the prior years. Factors that could impact the estimated return include pattern of return and success of new products launched, Company's marketing initiatives, shelf life of products. Where the expected value of returns and expiry changes by 5% from the management's estimate, the provisions for return and expiry will be higher or lower by Rs. 2.77 millions (March 31, 2019 - Rs. 2.68 millions).

Movement in other provisions

Particulars	Rs. in millions	
	March 31, 2020	March 31, 2019
Balance at beginning of the year	53.57	53.13
Provisions made during the year	57.90	101.34
Provisions utilised during the year	(56.00)	(100.90)
Total	55.47	53.57
Current	32.66	31.49
Non-current	22.81	22.08



Note 48 : Related party disclosure

i) Related parties with whom there were transactions during the year and nature of relationship

Holding Company

Emcure Pharmaceuticals Limited

Fellow Subsidiary

Zuventus Healthcare Limited
Emcure Brasil Farmaceutica Ltda
Emcure Pharmaceuticals Mena FZ-LLC
Emcure Pharma Peru S.A.C

Key Management Personnel

Executive Directors

Dr. Sanjay Singh

Non - Executive Directors

Mr. Satish Mehta
Mr. Sunil Mehta
Mr. Shreekant Bapat
Mr. Gyan Chandra Mishra
Mr. Nirmal Kumar Ganguly (upto December 31, 2019)
Mr. Girish Telang (upto September 12, 2018)
Mr. Hitesh Jain (from September 11,2018)

Enterprise over which Key Management Personnel have control:

H.M. Sales Corporation

Enterprise over which Key Management Personnel have significant influence:

Juris Corp.
Parinam Law Associates

ii) Transactions with related parties:

Sr. No.	Description of the nature of transaction / balance	Transaction value during		Balance outstanding as at			
		2019-20	2018-19	March 31, 2020		March 31, 2019	
				Receivable / Advance from customer	Payable / Advance to supplier	Receivable / Advance from customer	Payable / Advance to supplier
1)	Sale of goods & services						
	Emcure Pharmaceuticals Limited	97.19	195.10	8.87	-	-	-
	Zuventus Healthcare Limited	26.12	41.98	-	-	-	-
	Emcure Pharmaceuticals Mena FZ-LLC	45.18	-	48.79	-	-	-
	Emcure Pharma Peru S.A.C.	0.33	-	0.34	-	-	-
	H.M. Sales Corporation	0.05	-	0.05	-	-	-
2)	Sale of Assets						
	Emcure Pharmaceuticals Limited	0.01	0.02	-	-	-	-
3)	Purchase of goods						
	Emcure Pharmaceuticals Limited	242.62	189.08	-	1.15	-	-
4)	Purchase of assets						
	Emcure Pharmaceuticals Limited	0.11	3.73	-	-	-	-
5)	Security deposit given						
	Emcure Pharmaceuticals Limited	-	-	11.85	-	14.86	-
6)	Expenses paid						
	Emcure Pharmaceuticals Limited	19.48	11.54	-	-	-	-
	H.M. Sales Corporation	4.09	3.44	-	0.69	-	0.67
	Juris Corp.	-	1.59	-	-	-	-
	Parinam Law Associates	1.48	-	-	-	-	-
7)	Rent paid						
	Emcure Pharmaceuticals Limited	32.41	31.80	-	-	-	-



Note 48 : Related party disclosure (continued)

Rs. in millions

Sr. No.	Description of the nature	Transaction value during		Balance outstanding as at			
		2019-20	2018-19	March 31, 2020		March 31, 2019	
				Receivable / Advance from customer	Payable / Advance to supplier	Receivable / Advance from customer	Payable / Advance to supplier
8)	Corporate guarantee fee paid Emcure Pharmaceuticals Limited	2.25	3.55	-	-	-	-
9)	Issue of share options Emcure Pharmaceuticals Limited	2.35	0.14	7.86	-	5.51	-
10)	Interest expense on debt component of compound financial instrument						
	Emcure Pharmaceuticals Limited	6.97	6.63	-	-	-	91.97
	Zuventus Healthcare Limited	31.73	29.85	-	351.27	-	320.61
11)	Redemption of Preference Shares Emcure Pharmaceuticals Limited	100.00	-	-	-	-	-
12)	Amortisation of deferred rent Emcure Pharmaceuticals Limited	1.12	1.30	2.33	-	0.37	-
13)	Unwinding of security deposit Emcure Pharmaceuticals Limited	1.27	1.59	-	-	-	-
14)	Remuneration paid Key Managerial Personnel Dr. Sanjay Singh	44.32	40.58	-	4.82	-	4.87
15)	Post-employment obligations Key Managerial Personnel Dr. Sanjay Singh	1.89	1.61	-	11.75	-	9.86
16)	Compensated absences provisions Key Managerial Personnel Dr. Sanjay Singh	0.46	0.37	-	5.19	-	4.74
17)	Commission paid - non whole time directors						
	Mr. Shreekant Bapat	1.00	0.20	-	1.00	-	0.20
	Mr. Gyan Chandra Mishra	0.50	0.50	-	0.50	-	0.50
	Mr. Nirmal Kumar Ganguly	0.40	0.50	-	0.40	-	0.50
	Mr. Hitesh Jain	0.30	0.10	-	0.30	-	0.10
18)	Sitting fees - non whole time directors						
	Mr. Shreekant Bapat	0.13	0.13	-	-	-	-
	Dr. Girish Telang	-	0.03	-	-	-	-
	Mr. Gyan Chandra Mishra	0.05	0.05	-	-	-	-
	Mr. Nirmal Kumar Ganguly	0.01	0.02	-	-	-	-
	Mr. Hitesh Jain	0.08	0.02	-	-	-	-

All transactions with the related parties are priced on an arm's length basis.



Note 49 : Revenue from contract with customer

Particulars	Rs. in millions	
	March 31, 2020	March 31, 2019
Revenue recognised from contracts with customers	2,108.72	1,815.20
Disaggregation of revenue		
Sale of products	2,031.86	1,769.16
Sale of services	65.80	43.50
Other operating revenue	11.06	2.54
Total	2,108.72	1,815.20
Based on markets		
Within India	1,895.43	1,731.27
Outside India -	213.29	83.93
a. Asia	97.17	58.46
b. South America	95.70	25.47
c. Europe	18.15	-
d. Other continents	2.27	-
Total	2,108.72	1,815.20

There is no significant change in the contract asset and contract liabilities.

Performance obligations

The Company satisfies its performance obligations pertaining to the sale of goods at point in time when the control of goods is actually transferred to the customers. No significant judgment is involved in evaluating when a customer obtains control of promised goods. The contract is a fixed price contract subject to refund due to returns and do not contain any financing component. The payment for domestic sales is generally due within 7-45 days and for exports not exceeding 180 days. The Company is obliged for returns/refunds due to expiry & saleable returns. There are no other significant obligations attached in the contract with customer.

The Company satisfies its performance obligations pertaining to the sale of services over the period of the contract / at point in time, depending on how the control of the promised asset is transferred to the customer.

There is no significant judgement involve in ascertaining the timing of satisfaction of performance obligation and in evaluating when a customer obtains control of promised goods. The transaction price is ascertained and allocated to the performance obligations based on the standalone price of individual performance obligation.

The transaction price ascertained for the only performance obligation of the Company (i.e. Sale of goods / providing of service) is agreed in the contract with the customer. There is no variable consideration involved in the transaction price.

Reconciliation of contract price with revenue recognised in statement of profit and loss:

Particulars	March 31, 2020	31 March 2019
Contract price	2,164.72	1,916.20
Less:		
Amount recognised as returns	30.20	59.16
Amount recognised as expiry	25.80	41.84
Revenue recognised in statement of profit and loss	2,108.72	1,815.20



GENNOVA BIOPHARMACEUTICALS LIMITED

Notes to the financial statements (continued)

For the year ended March 31, 2020

Note 50 : Leases 116

Transition to Ind AS 116

The Company adopted Ind AS 116 on 01 April 2019, using the modified retrospective transition method and used the effective date as the date of initial application. Consequently, financial information is not updated and the disclosures required under Ind AS 116 are not provided for dates and periods before 01 April 2019.

For transition, the Company has elected not to apply the requirements of Ind AS 116 to leases which are expiring within 12 months from the date of transition by class of asset and leases for which the underlying asset is of low value on a lease-by-lease basis. The Company has used a single discount rate to a portfolio of leases with similar characteristics.

On transition, the Company recognised a lease liability measured at the present value of the remaining lease payments. The right-of-use asset is recognised at an amount equivalent to the lease liability at the transition date. Accordingly, a right-of-use asset of Rs. 288.10 million and a corresponding lease liability of Rs.288.10 million has been recognized. The weighted average incremental borrowing rate of 10.13% has been applied to lease liabilities recognised in the balance sheet at the date of initial application.

The Company has leases that were classified as finance leases applying Ind AS 17. For such leases, the carrying amount of the right-of-use asset and the lease liability at the date of initial application of Ind AS 116 is the carrying amount of the lease asset and lease liability on the transition date as measured applying Ind AS 17. Accordingly, an amount of Rs. 186.98 million has been reclassified from property, plant and equipment and an amount of INR 14.05 on account of reclassification of Prepaid Assets with respect to fair valuation of Security Deposit, to right-of-use assets.

The Company is not required to make any adjustments on transition to Ind AS 116 for leases in which it acts as a lessor.

Lease contracts entered by the Company majorly pertains for Land & buildings taken on lease to conduct its business in the ordinary course. Information about leases for which the company is lessee is presented as below:

Right-Of -Use Of Asset

Particulars	Rs. in million			
	Land	Properties	Plant & Machinery	Total
Initial Recognition As On 1st April,2019	-	270.11	17.99	288.10
Reclassification From Property, Plant & Equipment	186.98	-	-	186.98
Reclassification From Prepaid Expenses with respect to fair valuation of security Deposit given	-	14.05	-	14.05
Depreciation Charge For The Year	(1.92)	(59.77)	(5.83)	(67.52)
Balance As On 31st March 2020	185.06	224.39	12.15	421.61



GENNOVA BIOPHARMACEUTICALS LIMITED

Notes to the financial statements (continued)

For the year ended March 31, 2020

Note 50 : Leases (continued)

Lease Liabilities

Maturity analysis - contractual undiscounted cash flows-

Particulars	March 31, 2020
Less than one year	75.43
One to five years	203.24
More than five years	37.29
Total undiscounted lease liabilities as on 31st March, 2020	315.96

Particulars	March 31, 2020
Lease liabilities included in the balance sheet	241.51
- Current	56.03
- Non-current	185.48

Amount recognised in statement of Profit or Loss

Particulars	March 31, 2020
Interest on lease liabilities	26.75
Depreciation on right of use assets	67.52
Total	94.27

Amounts recognised in statement of cash flow

Cash flow from financing activities	March 31, 2020
- Repayment Of Lease Liabilities	(73.34)



GENNOVA BIOPHARMACEUTICALS LIMITED

Notes to the financial statements (continued)

For the year ended March 31, 2020

Note 51 : Capital management

The Company's objectives when managing capital are to

- Safeguard its ability to continue as a going concern, so that it can continue to provide returns to shareholder's and benefits for other stakeholder's, and
- Maintain an optimal capital structure to reduce the cost of capital.

In order to maintain or adjust the capital structure, the Company may adjust the amount of dividends paid to shareholder's, return capital to shareholder's or issue new shares.

Generally consistent with others in the industry, the Company monitors capital on the basis of the following gearing ratio:

Net debt (total borrowings net of cash and cash equivalent's)

divided by

Total equity (as shown in the balance sheet).

The Company's strategy is to maintain a gearing ratio less than 1.75x. The gearing ratio at year end is as follows:

Particulars	Rs. in millions	
	March 31, 2020	March 31, 2019
Net Debt	401.86	500.80
Equity attributable to owners of Genova Biopharmaceuticals Limited	1,236.35	858.29
Net Debt to Equity ratio	0.33	0.58

Note 52 : Financial risk management

The Company is exposed to a variety of financial risks which results from the Company's operating and investing activities. The Company's risk management is carried out by central treasury department in under guidance of the board of directors and the core management team of the Company, and it focuses on actively ensuring the minimal impact of Company's financial position.

This note explains the sources of risk which the entity is exposed to and how the entity manages the risk in the financial statements

Risk	Exposure arising from	Measurement	Management
Credit risk	Cash and cash equivalents, trade receivables, financial assets measured at amortised cost.	Aging analysis Credit ratings	Diversification of bank deposits, credit limits and letters of credit
Liquidity risk	Borrowings and other financial liabilities	Rolling cash flow forecasts	Availability of committed credit lines and borrowing facilities
Market risk - foreign exchange	Future commercial transactions Recognised financial assets and liabilities not denominated in Indian rupee (Rs.)	Cash flow forecasting Sensitivity analysis	Effective management of foreign exchange outflow and inflow
Market risk - interest rate	Borrowings at variable rates	Sensitivity analysis	Ongoing review of existing borrowing rates and seeking for new facilities at lower rate

A) Credit risk

Credit risk is the risk of financial loss to the Company if a customer or counterparty to a financial instrument fails to meet its contractual obligations, and arises principally from the Company's receivables from customers and other financial assets. Credit risk is managed through credit approvals, establishing credit limits and continuously monitoring the creditworthiness of customers to which the Company grants credit terms in the normal course of business. The Company establishes an allowance for doubtful debts and impairment that represents its estimate of incurred losses in respect of trade and other receivables.

Other financial assets that are potentially subject to credit risk consists of cash equivalents, inter corporate loans and deposits.

Further, the Company also recognises loss allowance by using a provision matrix based on historical credit loss experience wherein fixed provision rates are defined for each financial asset which is past due / not due. The Company depending on the diversity of its asset base, uses appropriate groupings if the historical credit loss experience shows significant different loss patterns for different customer segments / financial assets.

Also, the Company limits its exposure to credit risk from receivables by establishing a maximum payment period for customers.

The Company considers the recoverability from financial assets on regular intervals so that such financial assets are received within the due dates.

The Company has exposure to credit risk which is limited to carrying amount of financial assets recognised at the date of Balance sheet.



GENNOVA BIOPHARMACEUTICALS LIMITED

Notes to the financial statements (continued)
For the year ended March 31, 2020

Note 52 : Financial risk management (continued)

Trade receivables

Trade receivables are usually due within 7-180 days. Generally, and by practice significant domestic customers enjoy a credit period of approximately 7-45 days and for export customers, the credit period ranges from 30 to 180 days. The receivables are not interest bearing, which is the normal industry practice. All trade receivables are subject to credit risk exposure except for receivables from government agencies and related parties. However, the Company does not identify specific concentration of credit risk with regard to trade receivables, as the amounts recognized represent a large number of receivables from various customers. Further, majority of the receivables pertains to receivables from Subsidiaries, wherein the concentration of credit risk is considered to be low. Certain receivables are also backed by letter of credit from the banks, resulting into negligible credit risk in recovery of such receivables.

The Company uses a provision matrix (simplified approach) to measure the expected credit loss of trade receivables and other financial assets measured at amortised cost.

Year ended March 31, 2020:

Expected credit loss for trade receivables under simplified approach

Ageing	Rs. in millions						Total
	Not Due	0-90 days past dues	91-180 days past dues	181-270 days past dues	271-360 days past dues	More than 361 days past dues	
Gross carrying amount	204.10	73.22	35.54	12.72	1.72	4.53	331.83
Expected loss rate (includes interest as well as credit loss)	-1.46%	-1.45%	-8.71%	-18.05%	-50.71%	-86.55%	-4.29%
Expected credit losses (loss allowance provision)	(2.98)	(1.06)	(3.09)	(2.30)	(0.87)	(3.92)	(14.22)
Carrying amount of trade receivables (net of loss allowance)	201.12	72.16	32.45	10.42	0.85	0.61	317.61

Year ended March 31, 2019:

Expected credit loss for trade receivables under simplified approach

Ageing	Rs. in millions						Total
	Not Due	0-90 days past dues	91-180 days past dues	181-270 days past dues	271-360 days past dues	More than 361 days past dues	
Gross carrying amount	100.04	22.04	6.28	36.68	1.23	7.63	173.90
Expected loss rate (includes interest as well as credit loss)	-1.91%	-2.78%	-15.12%	-1.64%	-51.85%	-73.00%	-5.91%
Expected credit losses (loss allowance provision)	(1.91)	(0.61)	(0.95)	(0.60)	(0.64)	(5.57)	(10.28)
Carrying amount of trade receivables (net of loss allowance)	98.13	21.43	5.33	36.08	0.59	2.06	163.62

During the period, the Company made write-offs of trade receivables amounting to Rs. 0.83 millions (March 31, 2019 : Rs. 0.52 millions).

There are no financial assets which have been written off during the year which are subject to enforcement activity.

Reconciliation of loss allowance provision — Trade receivables

Particulars	Rs. in millions
Loss allowance on April 1, 2018	6.22
Amounts written off	(0.52)
Net remeasurement of loss allowances	4.58
Loss allowance on March 31, 2019	10.28
Amounts written off	(0.83)
Net remeasurement of loss allowances	4.77
Loss allowance on March 31, 2020	14.22

Cash and cash equivalents and deposits with banks:

With respect to the cash and cash equivalents and deposits with banks, the concentration of credit risk is negligible as these are kept with the banks with very high credit worthiness.



Note 52 : Financial risk management (continued)

B) Liquidity risk

Liquidity risk management implies maintaining sufficient cash and availability of funds through adequate amount of committed credit facility to meet the commitments arising out of financial liabilities. Due to the dynamic nature of the underlying business, Company maintains flexibility in funding by maintaining availability under committed credit lines. In addition, the Company's liquidity management policy involves projecting cash flows and considering the level of liquid assets necessary to meet future requirements, monitoring balance sheet liquidity ratios against debt covenants and maintaining debt financing plans and ensuring compliance with regulatory requirements.

The Company manages its liquidity needs by carefully monitoring scheduled debt payments as well as cash requirement for day-to-day business. Liquidity needs are monitored regularly as well as on the basis of a 30-day cash flow projection. Long-term liquidity needs for a period from 180 to 360 days period are identified and reviewed at regular intervals.

The Company maintains cash and marketable securities to meet its liquidity requirements. Funding in regards to long-term liquidity needs is additionally secured by committed credit facilities of Rs. 70 million.

i) Financing arrangements

The Company has access to undrawn borrowing facilities including overdraft facility at the end of the reporting period.

The bank overdraft facilities may be drawn at any time and may be terminated by the bank without notice subject to the continuance of satisfactory credit ratings.

ii) Maturities of financial liabilities

The amounts disclosed in the table are the contractual undiscounted cash flows of financial liabilities. Balances due within 12 months equal their carrying balances as the impact of discounting is not significant.

Contractual maturities of financial liabilities	Rs. in millions			
	within 1 year	1 to 2 years	More than 2 years	Total
March 31, 2020				
Trade payable	186.41	-	-	186.41
Borrowings	198.12	23.73	310.56	532.41
Lease Liabilities	56.03	76.76	108.72	241.51
Other financial liabilities	64.09	-	-	64.09
Total	504.65	100.49	419.28	1,024.42
March 31, 2019				
Trade payable	110.14	-	-	110.14
Borrowings	74.72	56.89	538.37	669.97
Other financial liabilities	94.49	-	-	94.49
Total	279.35	56.89	538.37	874.61



Note 52 : Financial risk management (continued)

C) Market risk

Market risk is the risk that changes in market prices such as foreign exchange rates and interest rates will affect the Company's income or the value of its holdings of financial instruments. The objective of market risk management is to manage and control market risk exposures within acceptable parameters, while optimising the return.

i) Foreign currency risk

The Company operates majorly in local currency wherein majority of its purchases and sales & services are done in local currencies with minimal exposure to foreign currency risk. Foreign currency denominated financial assets and liabilities expressed in Rs. as at the closing are as follows:

Foreign currency risk exposure:

Particulars	Currency	Rs. in millions			
		March 31, 2020		March 31, 2019	
		Foreign Currency	Local Currency	Foreign Currency	Local Currency
Financial assets					
Trade receivables	USD	2.15	162.59	0.54	37.81
Net exposure to foreign currency risk (assets)		2.15	162.59	0.54	37.81
Financial liabilities					
Trade Payable	Euro	0.18	14.78	0.02	1.41
	USD	0.03	2.26	0.44	30.79
	GBP	0.00	0.10	*	0.10
	NZD	0.00	0.12	-	-
Net exposure to foreign currency risk (liabilities)		0.21	17.26	0.46	32.30

* Foreign currency of insignificant amount

Sensitivity analysis:

Particulars	Rs. in millions	
	Impact on profit before tax (Income)/Expense	
	March 31, 2020	March 31, 2019
USD sensitivity		
Rs./USD-Increase by 4% (March 31, 2019-4%)*	6.41	0.28
Rs./USD-Decrease by 4% (March 31, 2019-4%)*	(6.41)	(0.28)

* Holding all other variables constant

ii) Interest rate risk exposure

The Company's main interest rate risk arises from borrowings with variable rates, which expose the Company to interest rate risk. During March 31, 2020 and March 31, 2019, the Company's borrowings at variable rate were in INR.

a) Interest rate risk exposure

The Company's interest rate risk arises from borrowings. Borrowings obtained at variable rates expose the Company to interest rate risk. Borrowings issued at fixed rates expose the Company to fair value interest rate risk.

As a part of Company's interest risk management policy, treasury department closely tracks the base interest rate movements on regular basis. Based on regular review, management assesses the need to enter into interest rate swaps, contracts to hedge foreign currency risk. Management reviews the future movement in base rate against different factors such as overall micro and macro economic factors, liquidity in the system, expected spending cycle. Further on regular basis management assess the possibility of entering into new facilities which would reduce the future finance cost which helps management to mitigate the risk related to interest rate movement.

All the secured borrowing are at floating rate. Refer note 18.

b) Sensitivity:

The Company's policy is to minimize interest rate cash flow risk exposures on borrowing. The local currency loans are linked to Bank Base Rate/ Marginal Cost of Funds Based Lending (MCLR).

Particulars	Rs. in millions	
	Impact on profit before tax (Income)/Expense	
	March 31, 2020	March 31, 2019
Interest rates — increase by 25 basis points (25 bps) *	0.15	0.29
Interest rates — decrease by 25 basis points (25 bps) *	(0.15)	(0.29)

* Holding all other variables constant

Further, there are certain Rupee loans which have fixed interest rates, accordingly, interest sensitivity is not carried on these loans.

The bank deposits are placed on fixed rate of interest of approximately 6% to 8.50%. As the interest rate does not vary unless such deposits are withdrawn and renewed, sensitivity analysis is not performed.



GENNOVA BIOPHARMACEUTICALS LIMITED
Notes to the financial statements (continued)
For the year ended March 31, 2020

Note 53 : Fair value measurements

A. Accounting classifications and fair value

The following table shows the carrying amounts and fair values of financial assets and financial liabilities, including their level in the fair value hierarchy.

Particulars	March 31, 2020						Rs. in millions			
	FVTPL	Carrying amounts valued at			Total	Fair value			Total	
		Amortised Cost	Cost	Total		Level 1	Level 2	Level 3		
Financial assets not measured at fair value*										
Trade receivables	-	317.61	-	317.61	-	-	-	-	-	-
Cash and cash equivalents	-	130.55	-	130.55	-	-	-	-	-	-
Term deposits with banks	-	250.61	-	250.61	-	-	-	-	-	-
Other financial assets	-	8.49	-	8.49	-	-	-	-	-	-
Security deposit	-	38.31	-	38.31	-	-	-	-	-	-
Total financial assets	-	745.57	-	745.57	-	-	-	-	-	-
Financial liabilities not measured at fair value*										
Non current borrowings (including current maturities)	-	532.41	-	532.41	-	-	-	-	-	-
Trade payables	-	186.41	-	186.41	-	-	-	-	-	-
Creditors for capital assets	-	4.46	-	4.46	-	-	-	-	-	-
Lease Liabilities	-	241.51	-	241.51	-	-	-	-	-	-
Other financial liabilities	-	59.63	-	59.63	-	-	-	-	-	-
Total financial liabilities	-	1,024.42	-	1,024.42	-	-	-	-	-	-

Particulars	March 31, 2019						Rs. in millions			
	FVTPL	Carrying amounts valued at			Total	Fair value			Total	
		Amortised Cost	Cost	Total		Level 1	Level 2	Level 3		
Financial assets not measured at fair value*										
Trade receivables	-	163.62	-	163.62	-	-	-	-	-	-
Cash and cash equivalents	-	169.18	-	169.18	-	-	-	-	-	-
Term deposits with banks	-	2.20	-	2.20	-	-	-	-	-	-
Other financial assets	-	7.00	-	7.00	-	-	-	-	-	-
Security deposit	-	47.80	-	47.80	-	-	-	-	-	-
Total financial assets	-	389.80	-	389.80	-	-	-	-	-	-
Financial liabilities not measured at fair value*										
Non current borrowings (including current maturities)	-	669.98	-	669.98	-	-	-	-	-	-
Current borrowings	-	-	-	-	-	-	-	-	-	-
Trade payables	-	110.14	-	110.14	-	-	-	-	-	-
Creditors for capital assets	-	29.81	-	29.81	-	-	-	-	-	-
Other financial liabilities	-	64.67	-	64.67	-	-	-	-	-	-
Total financial liabilities	-	874.61	-	874.61	-	-	-	-	-	-

* The Company has not disclosed the fair value for financial instruments such as trade receivables, cash and cash equivalents, term deposits with banks, security deposit, other financial assets and financial liabilities because their carrying amounts are a reasonable approximation of fair value.

There are no transfers between any levels during the year.



GENNOVA BIOPHARMACEUTICALS LIMITED
Notes to the financial statements (continued)
For the year ended March 31, 2020

Note 53 : Fair value measurements (continued)

B. Measurement of fair values

i. Valuation techniques and significant unobservable inputs

The following table shows the valuation techniques used in measuring Level 3 fair values for financial instruments measured at fair value in the balance sheet, as well as the significant unobservable inputs used. Related valuation process are described in Note.

Financial instruments not measured at fair value

Type	Valuation technique	Significant unobservable inputs	Inter-relationship between
Financial instruments not measured at fair value	Discounted cash flows: The valuation model considers the present value of expected payment discounted using a risk-adjusted discount rate.	Not applicable	Not applicable

Valuation technique used to determine fair value

Specific valuation techniques used to value financial instruments include:
 Estimating future cash flow and discounted cash flow analysis.

The fair values have been determined based on present values and the discount rates used were adjusted for counterparty credit risk.



GENNOVA BIOPHARMACEUTICALS LIMITED

Notes to the financial statements (continued)

For the year ended March 31, 2020

Note 54 : Derivatives

a) Particulars of unhedged foreign currency exposures as at the reporting date:

Rs. In Millions

Particulars	Currency	As at			
		March 31, 2020		March 31, 2019	
		Foreign Currency	Local Currency	Foreign Currency	Local Currency
Trade Receivables	USD	2.15	162.59	0.54	37.81
Payables	Euro	0.18	14.78	0.02	1.41
	USD	0.03	2.26	0.44	30.79
	GBP	0.00	0.10	*	0.10
	NZD	0.00	0.12	-	-

* Foreign currency of insignificant amount

Note 55 : Specified bank notes (SBNs)

The disclosures regarding details of specified bank notes held and transacted during 8 November 2016 to 30 December 2016 has not been made in these financial statements, since the requirement does not pertain to financial year ended 31 March 2020.

Note 56 : Corporate social responsibility

As per Section 135 of the Companies Act, 2013, a corporate social responsibility (CSR) committee has been formed by the Company. The areas for CSR activities are promoting education, healthcare and ensuring environmental sustainability. Amount spent during the year on activities which are specified in Schedule VII of the Companies Act 2013 are as mentioned below :

a) Gross amount of Rs. 3.70 millions (March 31, 2019 Rs.3.04 millions) required to be spent by the Company during the year.

b) Amount spent during the year on:

Particulars	Rs. in Millions					
	Paid	Yet to be paid	Total	Paid	Yet to be paid	Total
	Year ended March 31, 2020			Year ended March 31, 2019		
(i) Construction/acquisition of any asset	-	-	-	-	-	-
(ii) On purposes other than (i) above	0.56	-	0.56	2.82	-	2.82



Note 57 : Other Note

The COVID-19 outbreak has spread rapidly during the last quarter of the financial year. Governments across the globe, including in India, have undertaken various measures to contain the spread of virus including restrictions on travel, social distancing and other emergency measures. The Company is engaged in the business of manufacture, distribution and marketing of biopharmaceutical drugs. Products supplied by the Company have been classified as essential goods during the COVID-19 pandemic. The Company initially experienced some delays in deliveries of supplies to customers due to disruption in supply chain, but this has gradually stabilized. In view of the lockdown announced across various states in India, the Company has undertaken and strengthened various measures to ensure safety and well-being of its employees and has focused on continued delivery of medicines across the country by ensuring that the key functions of procurement, manufacturing, supply chain and sales operate smoothly.

Management has considered its liquidity position as at 31 March 2020 and over the next twelve months from the date of approval of these financial statements by performing cash flow assessments with a sensitivity analysis thereon and has concluded that the Company will have adequate liquidity in ordinary course of business. As at the year end, management has assessed the recoverability of the carrying amounts of property, plant and equipment, financial assets, inventory, trade receivables, etc. and has concluded that no further adjustments are required to be made in respect of these as at 31 March 2020. However, the actual impact of the global health pandemic may be different from that which has been estimated, as the COVID -19 situation continues to evolve in India and globally. The Company will continue to closely monitor any material changes to future economic conditions.

The notes referred to above form an integral part of the financial statement.

As per our report of even date attached.

For B S R & Co. LLP
Firm Registration: 101248W/W-100022
Chartered Accountants




Nirav Patel
Partner
Membership No. 113327

Place: Mumbai
Date: 21 July 2020
UDIN: 20113327AAAAABV4824

For and on behalf of the Board of Directors
Gennova Biopharmaceuticals Limited
CIN: U24231PN2001PLC016253



Satish Mehta
Chairman
DIN : 00118691



Sanjay Singh
Whole Time Director & CEO
DIN : 01693705



Tajuddin Shaikh
Chief Financial Officer
PAN : AKQPS1951G

Place: Pune
Date: 21 July 2020



Rutuja Gohad
Company Secretary
Membership No. A35340